



# OS25

## Interior Partitions System

Slim design delivers maximum transparency.



## System Identity

The OS25 system gives a different point of view in the design of interior partitions, contributing to the creation of spaces with rich lighting and an unmistakably modern aesthetic. It offers extremely elegant constructions and greater transparency in its structural version, while the single- and double-glazing typologies are distinguished by their robustness and the possibility of creating a more industrial look.

The slim fittings of the new series follow the architectural trend for minimal visible aluminum, more transparency and enhancement of natural lighting, offering elegant proposals for creating modern offices and ideal working conditions that enhance the creativity and productivity of employees. At the same time, it meets the requirements of modern building infrastructures in terms of its functionality and performance.

## Features & Benefits

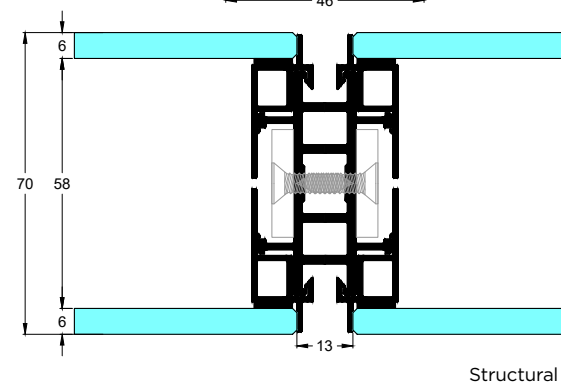
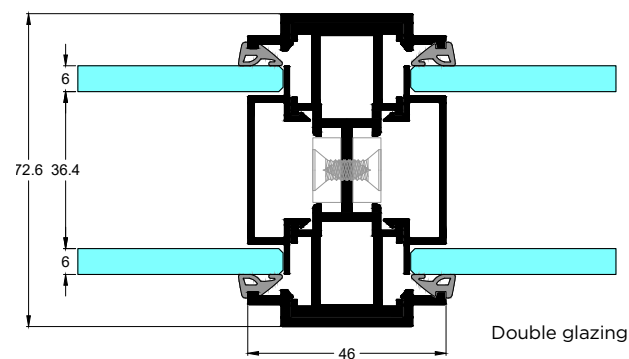
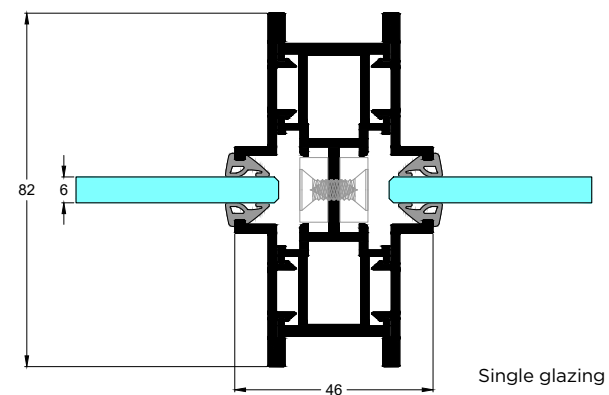
- Slim design
- Maximum transparency and light diffusion (structural version)
- Upgraded noise reduction
- Complete solutions for every need and desire

## Applications

- Offices and reception rooms
- Hotels, airports, restaurants
- Conference and exhibition spaces
- Interiors in residences

## Configurations

Fixed, fixed with glass opening door, fixed with glass sliding door.



TECHNICAL CHARACTERISTICS	SINGLE GLASS	DOUBLE GLASS	STRUCTURAL
MINIMUM FACE HEIGHT mm	46	46	13
FRAME HEIGHT mm	26	26	31
FRAME WIDTH mm	68	68	52
SASH HEIGHT mm	14	14	14
SASH WIDTH mm	45	45	45
GLASS THICKNESS mm	6	6+6	6+6

## PERFORMANCE

SOUND REDUCTION Rw (C;Ctr) ISO 10140-2	38 (-2;-4) dB	39 (-2;-4) dB	40 (-3;-9) dB
--	---------------	---------------	---------------