

OUTDOOR *living*

Pergolas ■ Canopies ■ Auvents



40 YEARS OF
EXCELLENCE



ALUMINCO[®]
ALUMINIUM BUILDING SYSTEMS



40 years offering innovative and sustainable solutions for architectural aluminium systems. And we keep on going!

Since 1982, targeting the international community of architects, designers, engineers, construction perfectionists and fabricators, ALUMINCO offers a complete range of architectural aluminium solutions that are innovative, energy efficient and sustainable, embodying top quality, high functionality and contemporary design standards.

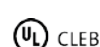
In Aluminco we implement Quality, Environmental, Occupational Health and Safety, and Energy Management Systems certified according to international standards ISO 9001, ISO 14001, ISO 45001 and ISO 50001 respectively, as well as Factory Production Control System certified according to EN 15088, EN 1090 and Qualicoat Seaside Class. All our product series are approved by certified by internationally recognized institutes for their outstanding characteristics and performance.

Depuis 40 ans Aluminco propose des solutions innovantes et durables pour les systèmes architecturaux en aluminium. Et on continue !

Depuis 1982, ciblant la communauté internationale des architectes, designers, ingénieurs, professionnels de la construction et fabricants, ALUMINCO propose une gamme complète de solutions architecturales en aluminium innovantes, écoénergétiques et durables toute en incarnant une qualité supérieure, une fonctionnalité élevée et des normes de conception contemporaines.

Chez Aluminco, nous mettons en œuvre des systèmes pour la gestion de la qualité, de l'environnement, de la santé et de la sécurité au travail. Notre usine est de ce fait certifié selon les normes internationales ISO 9001, ISO 14001, ISO 45001 et ISO 50001. Également le contrôle de la production est certifié selon les normes EN 15088, EN 1090, les certifications Qualicoat, Qualimarine, et Qualanod font également partie de notre gestion de qualité. Afin de répondre à toutes les normes de sécurité différentes en vigueur, nos produits sont certifiés par des instituts internationalement reconnus.

WE ARE
A PART OF
TOMORROW





Shading systems / Systèmes d' ombrage	7
Classic traditional	8
Modern	12
Entrance canopies / Auvents pour les portes d'entrée	20
Applications	22
Purlin support / Appui de pannes	23
Modern pergola assembly view / Vue de la montage de la pergola moderne	24
Modern pergola cutting calculation / Debitage de la pergola moderne	28
Examples of fixed louver / Exemples des louvres fixes	30
Examples of louver types in pergola / Exemples des louvres	31
Examples of motion connector / Exemples de connecteur de mouvement	32
Example of motor connection with louvers / Exemple de connection louvres	34
Examples of drainage application / Exemples d' application evier en pergola	36
Profile & Accessories for traditional pergola / Profil & Accessoires de pergola traditionnelle	38
Profiles & Accessories / Profils & Accessoires	39
Polycarbonate sheet support system / Système d'Appui des panneaux en polycarbonate	41
List of canopies / Liste des toitures	42
Moments of inertia - Drag moments / Force d' inertia - Coefficients de resistance	43

Pergolas Canopies Auvents

ALUMINCO pergolas and canopies are awesome additions to any open space or private areas, whether residential or commercial property.

Entirely made of aluminium and easy to install, they ensure quality and protection without compromising on comfort and style.

With exceptional design and a wide range of colors they transform all dull areas into beautiful outdoor environments, offering fully-customized solutions as well.

Les pergolas et les auvents ALUMINCO ont des ajouts géniaux à tout espace ouvert ou privé, qu'ils soient commerciaux ou résidentiels.

Entièrement en aluminium et faciles à installer, ils garantissent la qualité et la protection sans compromettre le confort et le style.

Avec un design exceptionnel et une large gamme de couleurs, ils transforment toutes les zones ennuyeuses en beaux environnements extérieurs, offrant également des solutions entièrement personnalisées.



Classic Traditional

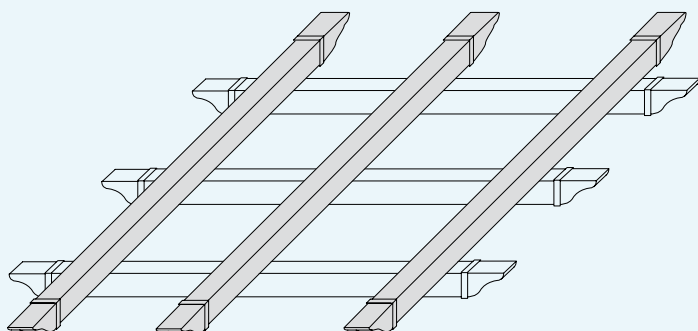
Traditional pergolas are resistant to all weather conditions, easy to assemble and maintenance free. Powder coating finishes are available in many colors of seaside class quality and in several wood imitation shades.

La pergola traditionnelle peut être posée sur tout type de bâtiment, donnant un aspect classique. Elle résiste aux conditions atmosphériques facilement assemblée et installée, et ne nécessitant aucun entretien particulier. Grâce à la peinture électrostatique, une haute protection contre la salinité est atteinte. La pergola traditionnelle d'ALUMINCO est disponible en tous les coloris RAL et teintes bois.

Designed in an identical line with that of classic wood pergolas.

Dessinée en ligne identique à celle de la pergola classique en bois.





Classic - Classique



Designed in an identical line with that of classic wood pergolas.
Dessinée en ligne identique à celle de la pérgola classique en bois.



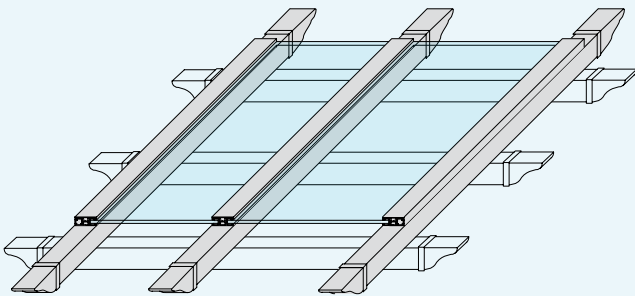
Classic Traditional

With polycarbonate sheets

Traditional pergolas may be combined with polycarbonate panels that offer additional protection from various weather conditions. They offer style and comfort to any outdoor living area, guaranteed by Lexan® polycarbonate sheets, which are exclusively represented in Greece by ALUMINCO.

Avec panneaux en polycarbonate

Des panneaux en polycarbonate peuvent se fixer sur la pergola traditionnelle, ce qui accentue la protection contre les conditions atmosphériques. ALUMINCO, est le distributeur officiel de Lexan® en Grèce.



Classic - With polycarbonate sheets
Classique - Avec panneaux en polycarbonate



Ceiling support system with polycarbonate sheet.
Système de support d'auvent avec panneaux en polycarbonate.

SABIC Innovative PLASTICS™
سابق سابك
Lexan® Tough Virtually Unbreakable Polycarbonate Sheet
Authorized Distributor

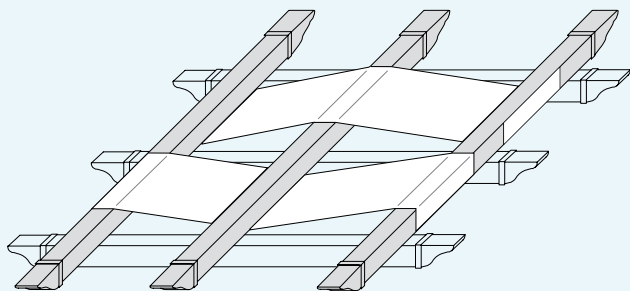


Traditional - With canvas roofing

The combination of traditional pergola with canvas roofing offers additional protection and shading, lending simultaneously the sense of noble, particularly when combined with wood imitation shades. This solution is ideal for applications intended for traditional summerhouses, giving the charm of country style.

Pergola traditionnelle en toile

L'usage de toile accentue la protection solaire. Sa combinaison avec des teintes bois donne un résultat d'esthétique exceptionnel. Solution idéale pour de maisons de campagne et des maisons de style traditionnel offrant le charme requis par la tradition.




Classic - With canvas roofing
Classique - En toile

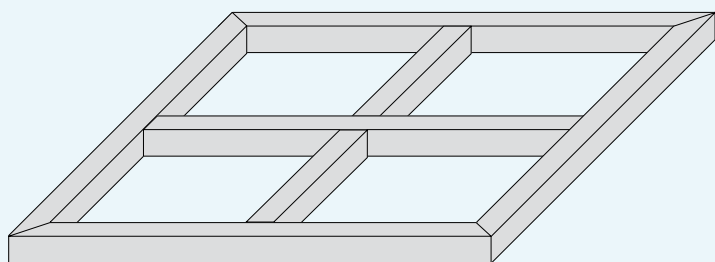


12 Modern

A modern version of aluminium pergolas in simple and minimal line, suitable for buildings with the concept "less is more". Available in several colors, with seaside class powder coating and indisputable high construction quality. It is the ideal architectural solution for modern houses.

Une proposition moderne pour les pergolas en aluminium en lignes simples et distinctes s'adaptant aux bâtiments de hautes demandes et spécifications architecturales. Disponible en une grande variété de couleurs (peinture électrostatif «Seaside Class»). Il s'agit de la solution idéale pour des maisons d'architecture contemporaine.






Modern - Moderne

Easy and fast construction. Special joints for the installation of transversal purlins on crossbars without further processing or joints.

Facile et rapide façon de construction. Connecteurs spéciaux pour l' installation de pannes transverses sur les barres sans autre traitement ou assemblage.



The frame is firstly set and then the square joints are made inside the total construction.
Le cadre est fixé d' abord et après les joints carrés sont créés dans la construction.

Modern

With polycarbonate sheets

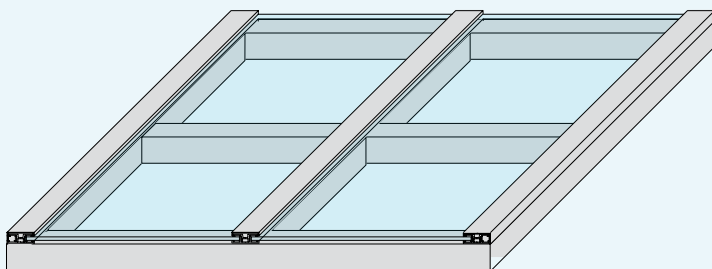
Polycarbonate panels may be fitted on modern pergolas, adding protection from weather conditions. Ideal for gardens, swimming pools, roof gardens, etc. adding style and particular aesthetics. Lexan® polycarbonate sheets officially distributed in Greece by ALUMINCO, make safe and impermeable pergolas.

Moderne avec panneaux en polycarbonate

La pergola moderne peut également accepter des panneaux en polycarbonate favorisant la protection contre les conditions atmosphériques.

Application idéale en jardins, en piscines, en terrasses etc. L' utilisation des panneaux en polycarbonate Lexan® favorise l' étanchéité.

(ALUMINCO est le distributeur officiel de Lexan® en Grèce)



Modern - With polycarbonate sheet
Moderne - Avec panneaux en polycarbonate

Modern kiosk-style weatherproof pergola with polycarbonate sheet.

Pergola moderne avec panneaux en polycarbonate - l' étanchéité et l' esthétique contemporaine.



The use of woven canvas offers shading and a modern or traditional result, depending on the desirable style.

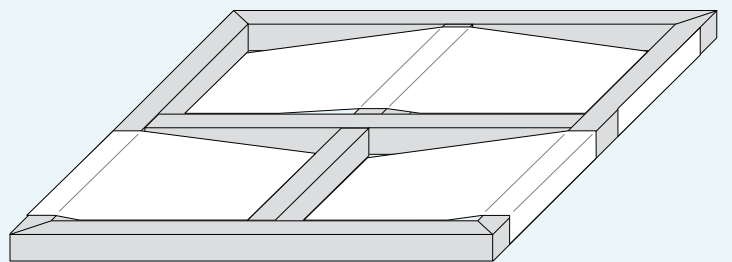
L'emploi de toile tricoté accentue l'ombrage d'ombrage avec un effet moderne ou traditionnel, selon le style que vous désirez.

With canvas roofing

Another version of pergola, featuring a soft line of canvas on the fixed aluminium structure. The combination of modern pergolas with canvas offer additional shading to balconies, gardens etc.

Moderne pergola en toile

L'usage de toile sur la pergola moderne favorise l'ombre en jardins, balcons ou en espaces professionnels.



Modern - With canvas roofing
Moderne - En toile

16 Modern

With movable louver blades

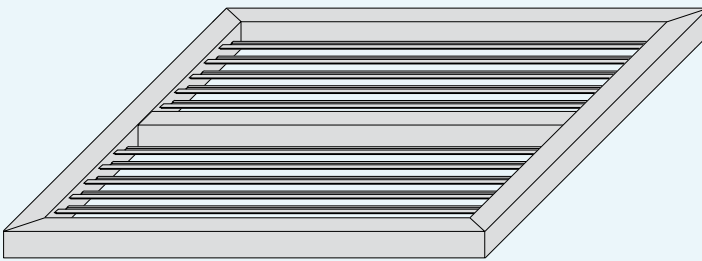
The technological evolution in shading systems!

An exceptional modern design construction characterized by top functionality and high aesthetic value. The pergola can be motorized, providing the optimum angle for best sun-shading. It can be easily and accurately handled through a remote control.

Avec stores vénitiens mouvants

L' évolution technologique dans les systèmes d' ombrage!
Une solution efficace et esthétique.

L' inclinaison du profilé d' auvent est ajustée mécaniquement. C' est une structure qui rêforme esthétiquement l' architecture du bâtiment.



Modern - With movable louver blades
Moderne - avec stores vénitiens mouvants






With fixed louver blades

Class meets quality. One more option of the modern pergola, where fixed louver blades may be used in certain parts, giving originality to modern design. Highly recommended for those seeking things out of the ordinary.

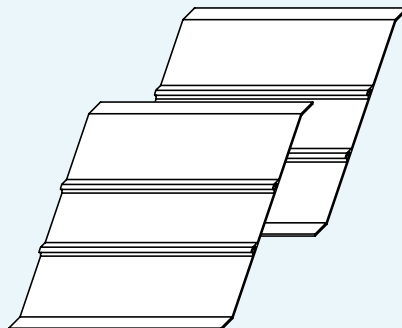
Avec stores vénitiens fixés

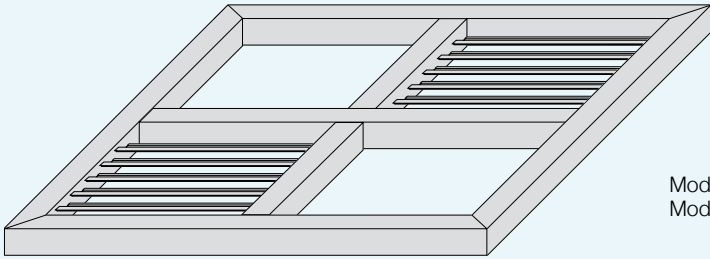
L'élégance rencontre la qualité. Une autre option pour la pergola moderne où les stores vénitiens peuvent être utilisés en certaines parties de la structure, créant des combinaisons originales. Elle est la solution parfaite d'architecture pour une conception nouvelle et avancée.

Optional oval louver blades.
Option de store vénitien ovale.



Optional straight louver blades.
Option de store vénitien droite.





Modern - With fixed louver blades
Moderne - Avec stores vénitiens fixés



Entrance Canopies

Entrance canopies are an ideal solution for the protection of main entrances and professional spaces from rain and sun. They are made of pure aluminium, powder coated, in traditional and modern designs. They are available with solid polycarbonate Lexan® sheets. They are easily installed without intervening in the building's architecture, available in four beautiful designs, providing an excellent aesthetic and functional result.

Available in standard dimensions (100, 120, 140, 180 and 220cm - depth 100cm depending on the design and thickness of the construction).

Auvents pour les portes d'entrée

Ces auvents sont la solution idéale pour protéger les portes d'entrée des maisons et des bâtiments de société de la pluie et le soleil. Ils sont fabriqués en aluminium et sont disponibles en dessins traditionnels et modernes et de panneaux en polycarbonate Lexan®. Ils sont fixés facilement sans interférer sur l'architecture du bâtiment. Quatre dessins offrent un excellent effet esthétique et fonctionnel.

Disponible en panneaux de 100, 120, 140, 180 et 220cm et épaisseur 100cm.



Series 292

CODE	DIMENSIONS (mm)
292-201	1000 x 1000
292-202	1200 x 1000
292-204	1400 x 1000

Standard aluminium colors: Ral 9016, Ral 9005, Ral 9006, Ral 7016.



Series 294

CODE	DIMENSIONS (mm)
294-200	1400 x 1025
294-201	1800 x 1025
294-202	2200 x 1025

Standard aluminium colors: Ral 9016, Ral 9005, Ral 9006, Ral 7016.

Series 295

CODE	DIMENSIONS (mm)
295-200	1400 x 1025
295-201	1800 x 1025
295-202	2200 x 1025

Standard aluminium colors: Ral 9016, Ral 9005, Ral 9006, Ral 7016.

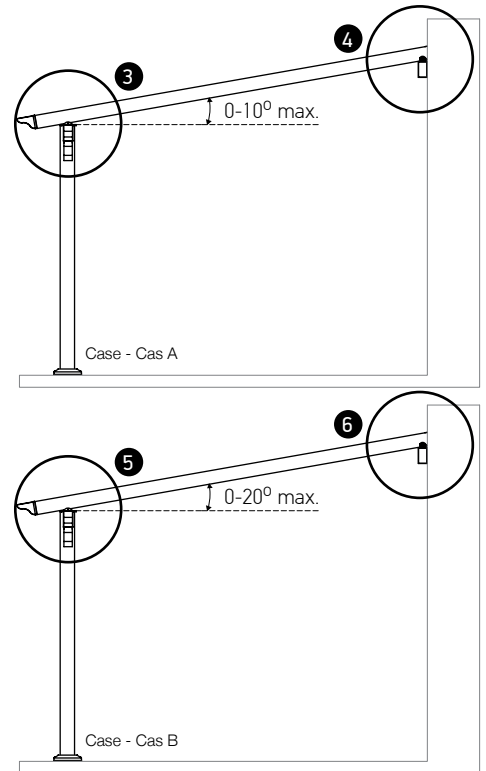
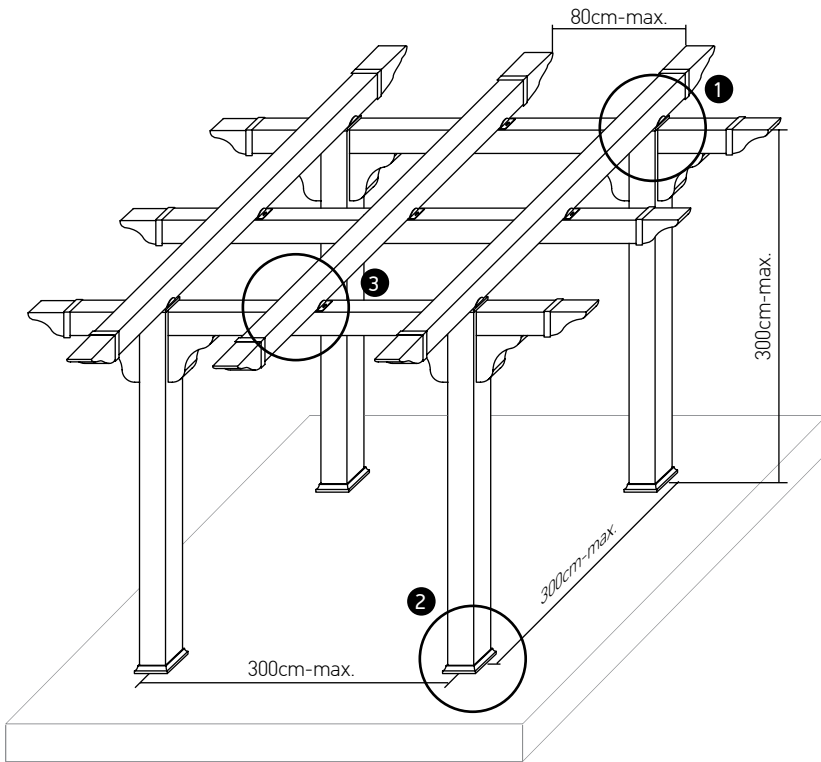


Series 296

CODE	DIMENSIONS (mm)
296-200	1400 x 1025
296-201	1800 x 1025
296-202	2200 x 1025

Standard aluminium colors: Ral 9016, Ral 9005, Ral 9006, Ral 7016.



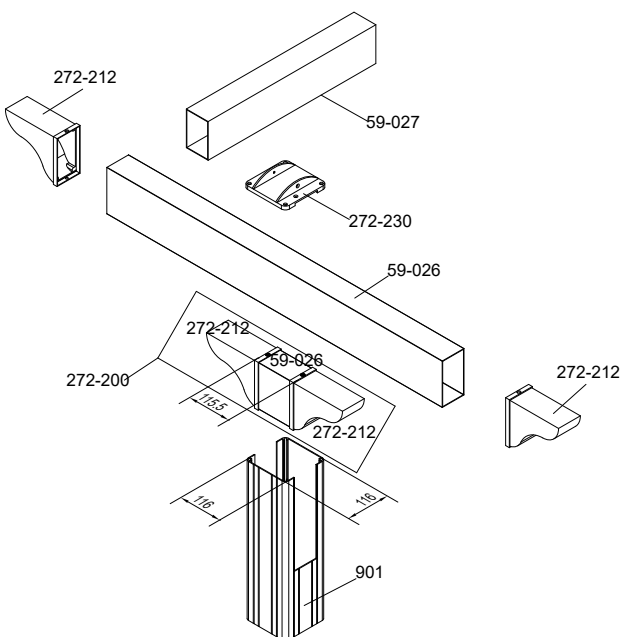


Column process - Traitement de colonne

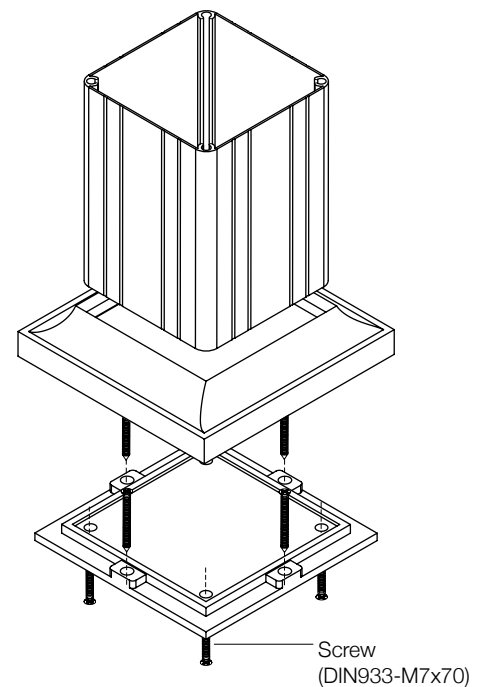
- 1 Inclination 0°.
Inclinaison 0°.

Column cutting off
for the supporting
base and the
crossbar.

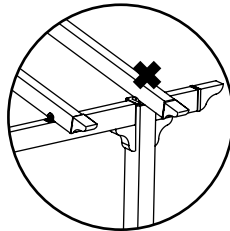
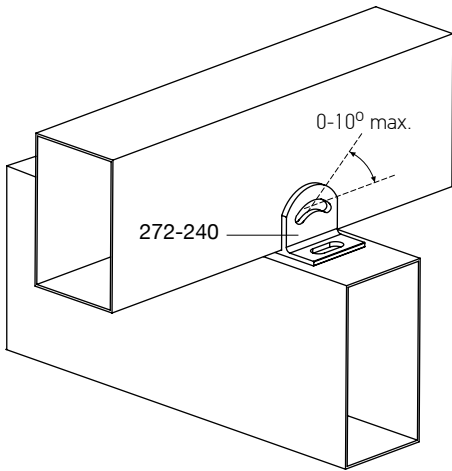
Découpage de la
colonne pour le
support et la barre.



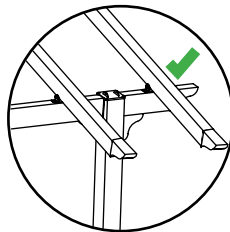
- 2 Column Support on ground.
Fixation de la colonne au sol.



- 3 Inclination up to 10°.
Inclinaison jusque 10°.

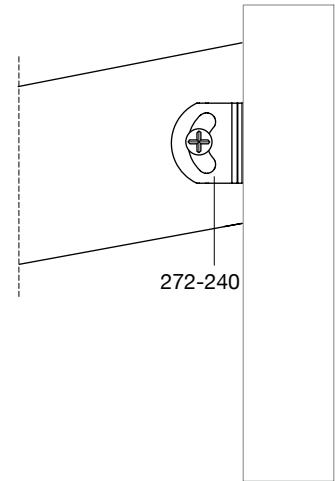


272-240
Wrong way of support.
Pose incorrecte d'appui.

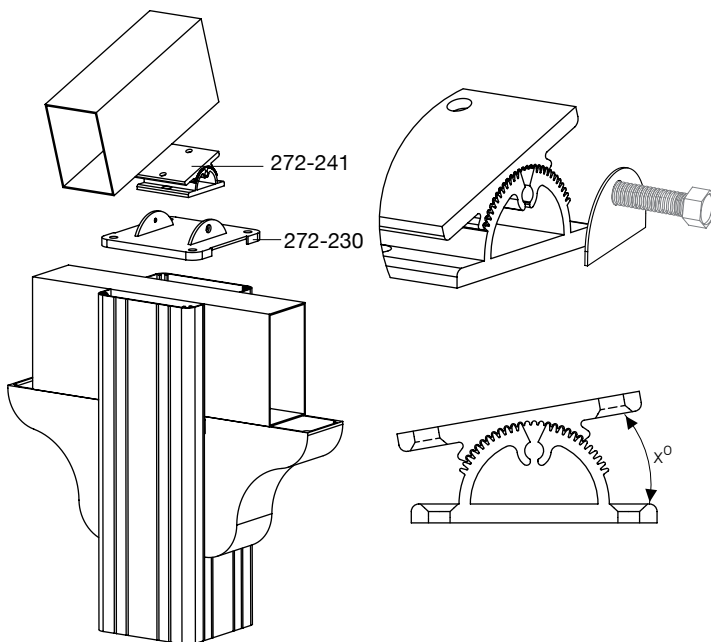


Correct way of support.
Pose correcte d'appui.

- 4 Transom on wall.
Montage mural de la panne.

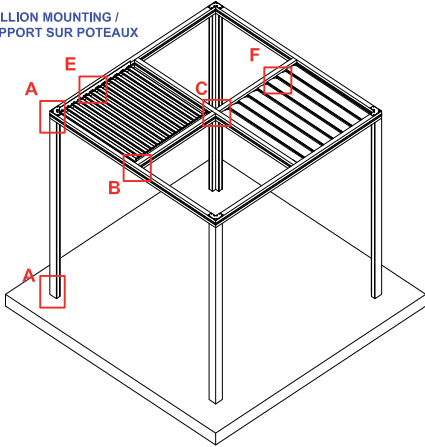


- 5 Inclination up to 20°.
Inclinaison jusque 20°.

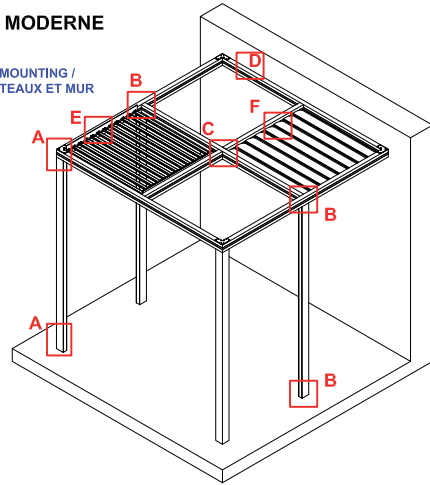


MODERN PERGOLA ASSEMBLY VIEW / VUE DE LA MONTAGE DE LA PERGOLA MODERNE

**MULLION MOUNTING /
SUPPORT SUR POTEAUX**

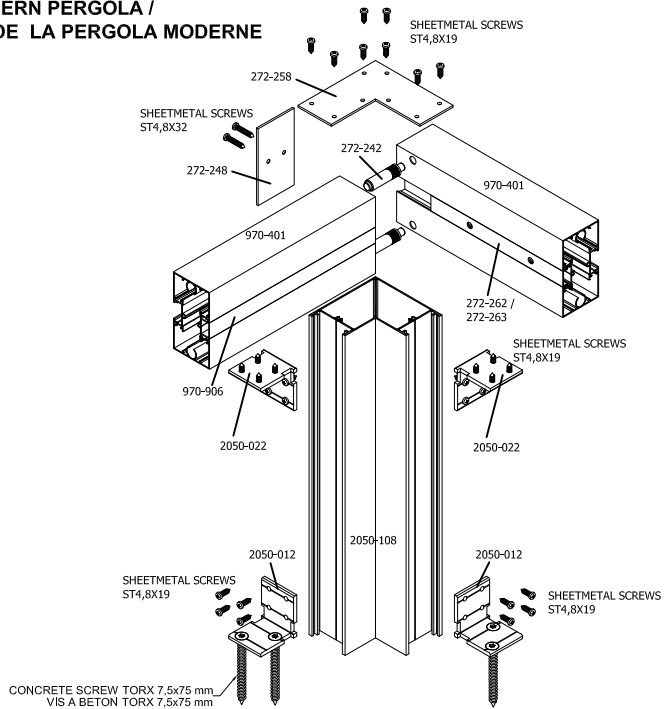
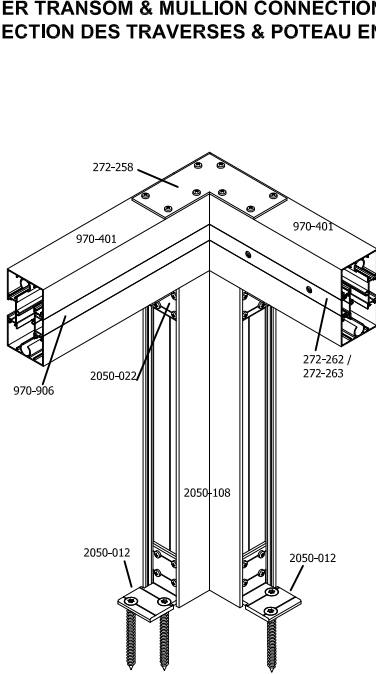


**MULLION & WALL MOUNTING /
SUPPORT SUR POTEAUX ET MUR**



**CORNER TRANSOM & MULLION CONNECTION OF MODERN PERGOLA /
CONNECTION DES TRAVERSES & POTEAU EN ANGLE DE LA PERGOLA MODERNE**

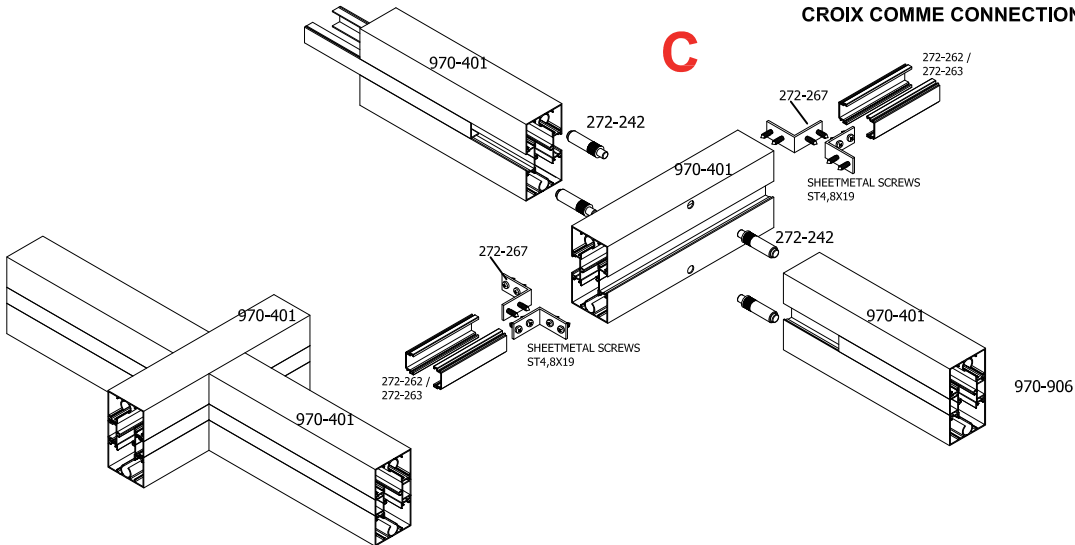
A



CONCRETE SCREW TORX 7,5x75 mm
VIS A BETON TORX 7,5x75 mm

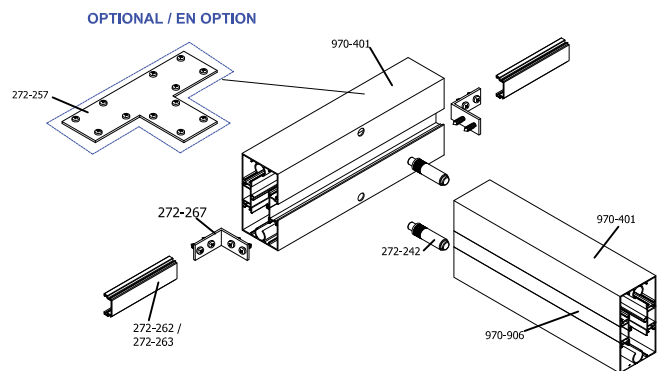
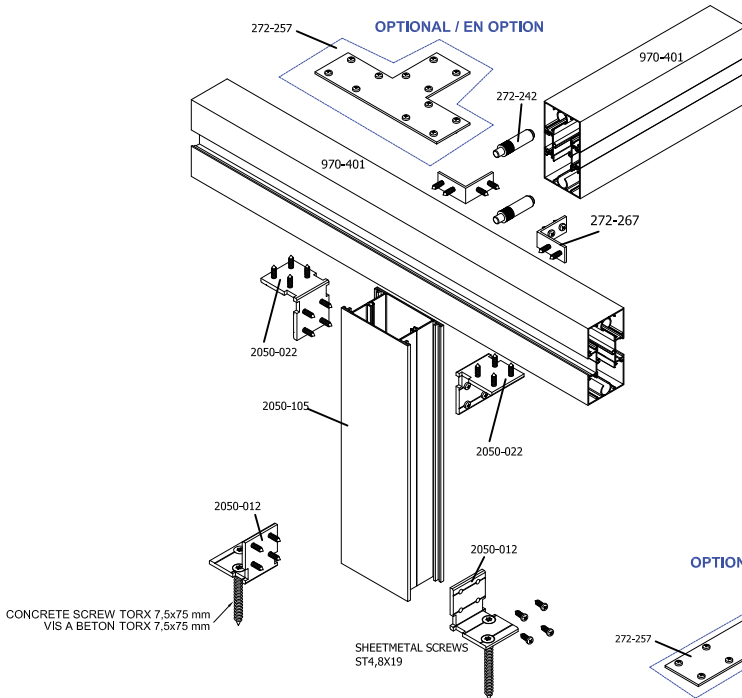
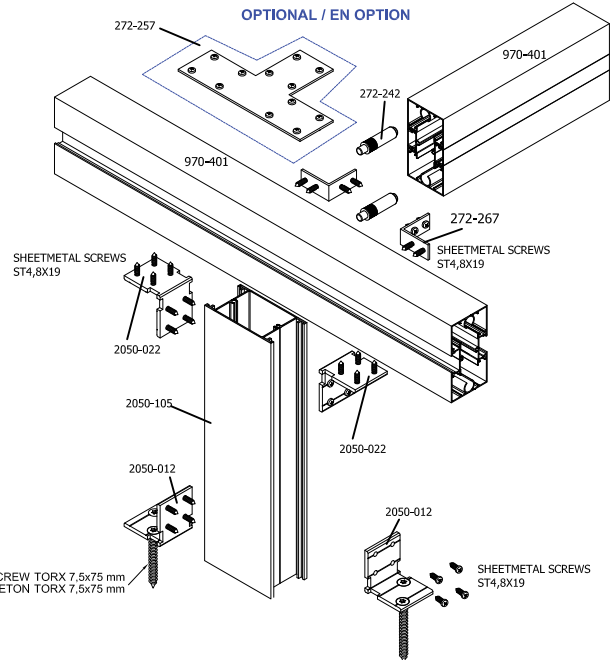
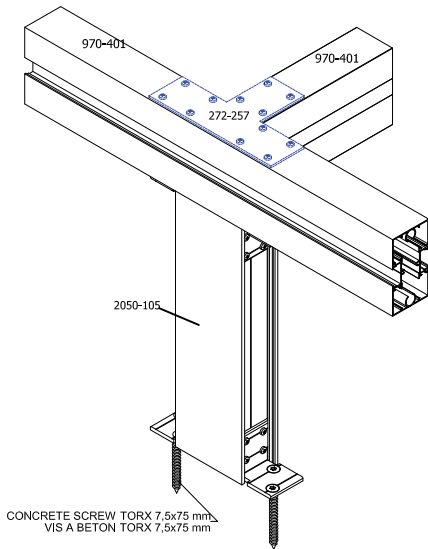
**TRANSOM CROSS LIKE CONNECTION /
CROIX COMME CONNECTION DES TRAVERSES**

C



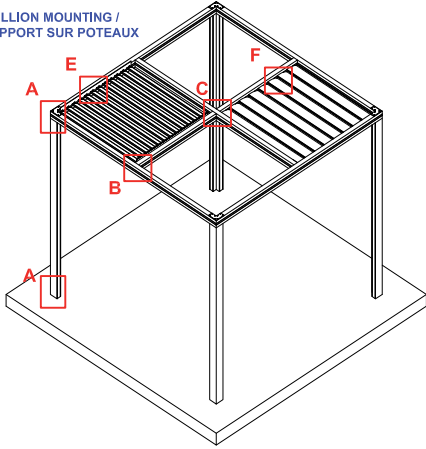
TRANSOM/TRAVERSE TEE-CONNECTION - ADAPTION OF INTERNAL MULLION CONNECTION TRAVERSE/TRAVERSE DE LA PERRGOLA - TRANSPOSITION DES POTEAUX INTERIEURES

B

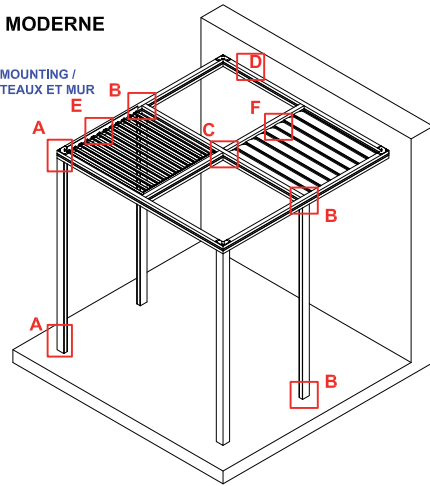


MODERN PERGOLA ASSEMBLY VIEW / VUE DE LA MONTAGE DE LA PERGOLA MODERNE
 (CONTINUE / CONTINUER)

MULLION MOUNTING /
 SUPPORT SUR POTEAUX



MULLION & WALL MOUNTING /
 SUPPORT SUR POTEAUX ET MUR

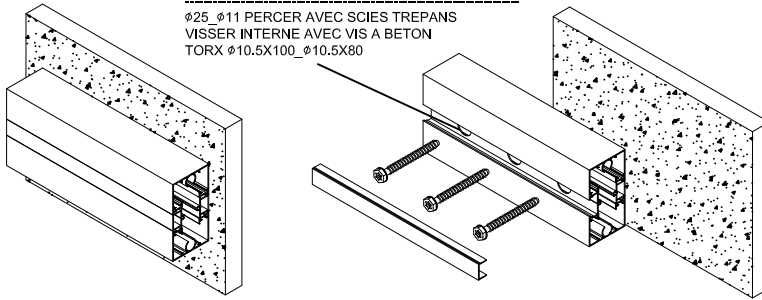


**WALL MOUNTING ASSEMBLY VIEW /
 VUE DE LA MONTAGE DE VISSAGE SUR MUR**

D

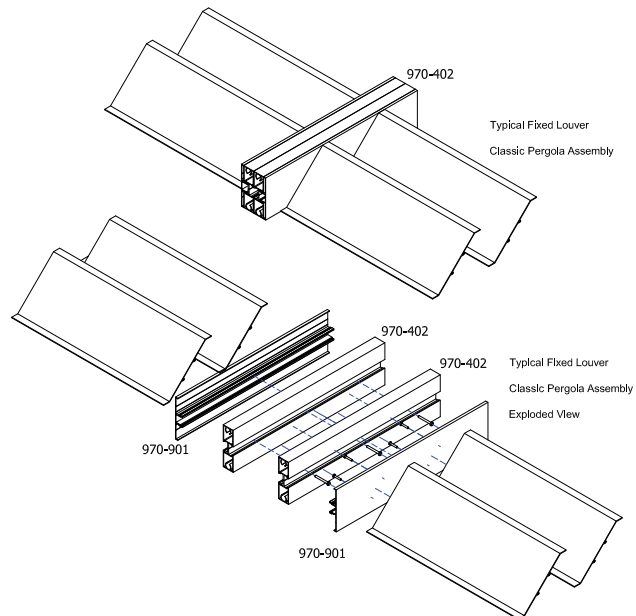
Ø25_Ø11 HOLESAWS DRILL
 SCREW INTERNALLY WITH CONCRETE SCREW
 TORX Ø10.5X100_Ø10.5X80

Ø25_Ø11 PERÇER AVEC SCIES TREPANS
 VISSER INTERNE AVEC VIS A BETON
 TORX Ø10.5X100_Ø10.5X80

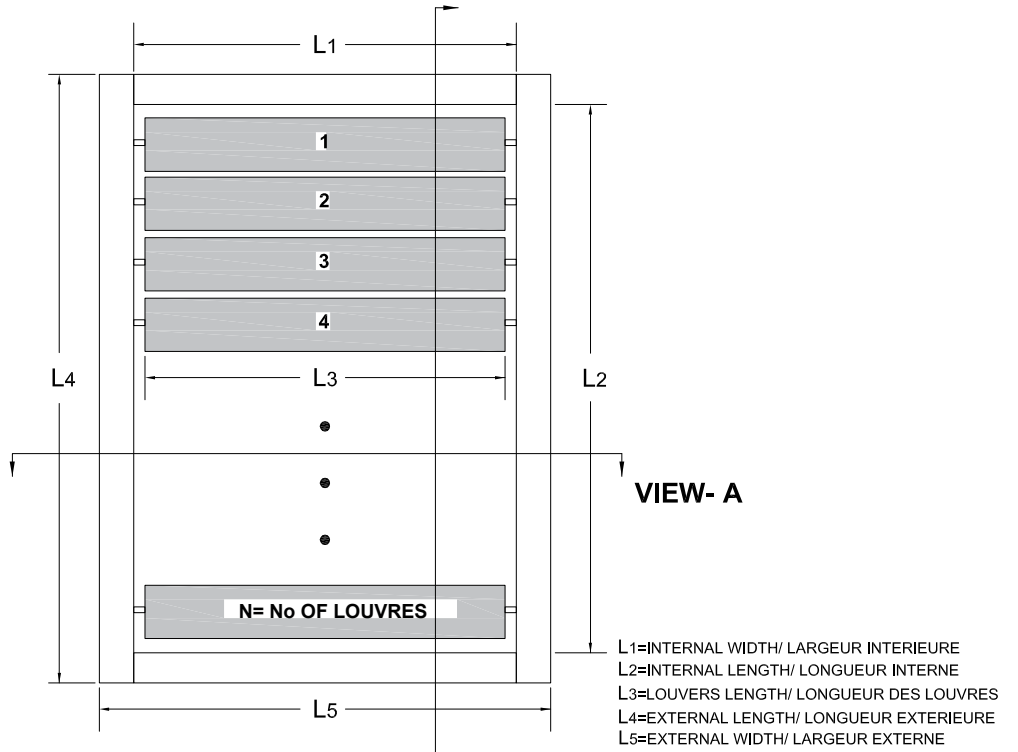


CONNECTION OF FIXED LOUVER / CONNECTION DES LOUVRES FIXE

F

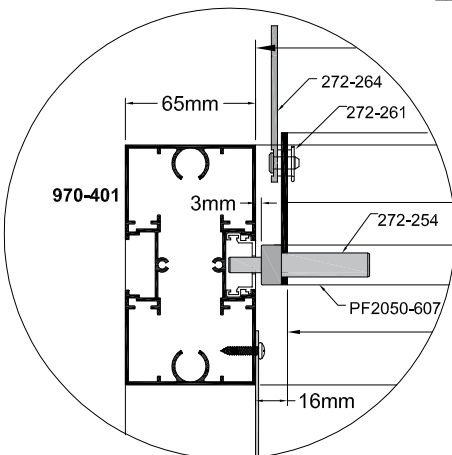


MODERN PERGOLA CUTTING CALCULATION / DEBITAGE DE LA PERGOLA MODERNE

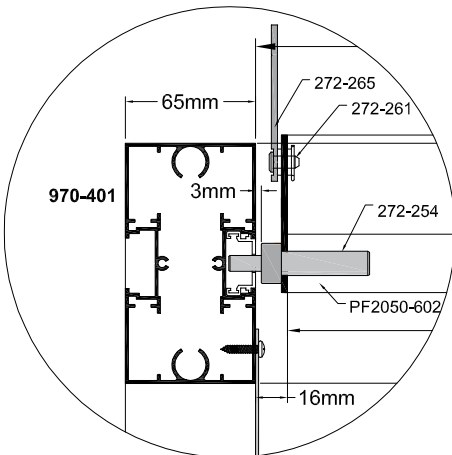


L1=INTERNAL WIDTH/ LARGEUR INTERIEURE
 L2=INTERNAL LENGTH/ LONGUEUR INTERNE
 L3=LOUVRES LENGTH/ LONGUEUR DES LOUVRES
 L4=EXTERNAL LENGTH/ LONGUEUR EXTERIEURE
 L5=EXTERNAL WIDTH/ LARGEUR EXTERNE

DETAIL VIEW- K

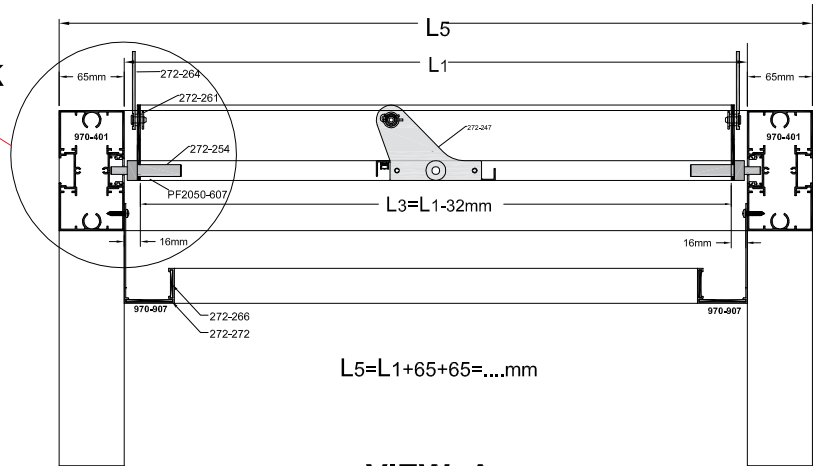


DETAIL VIEW- L



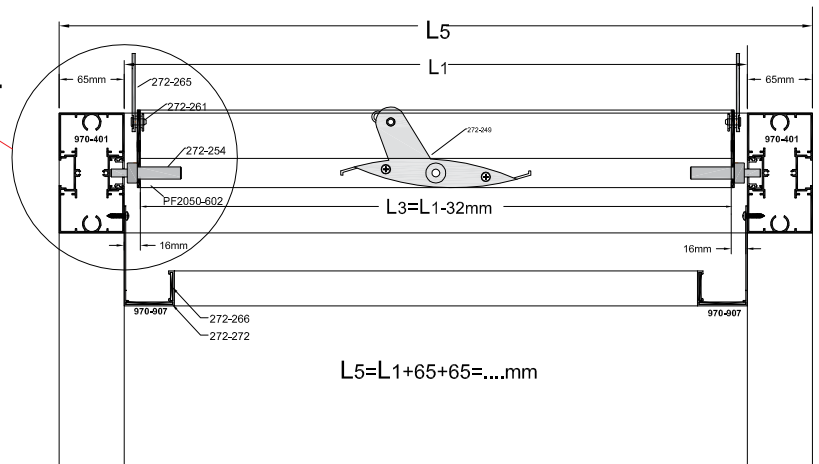
VIEW- B

VIEW- A



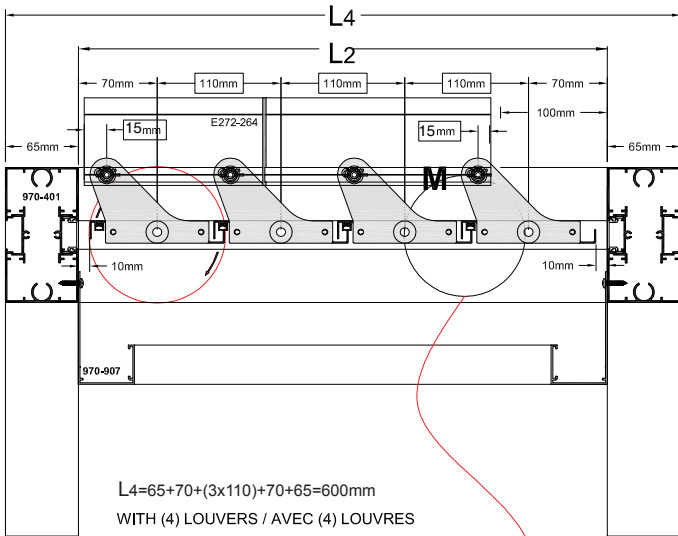
$L5=L1+65+65=...mm$

VIEW- A

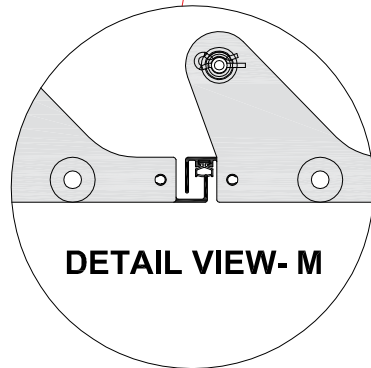
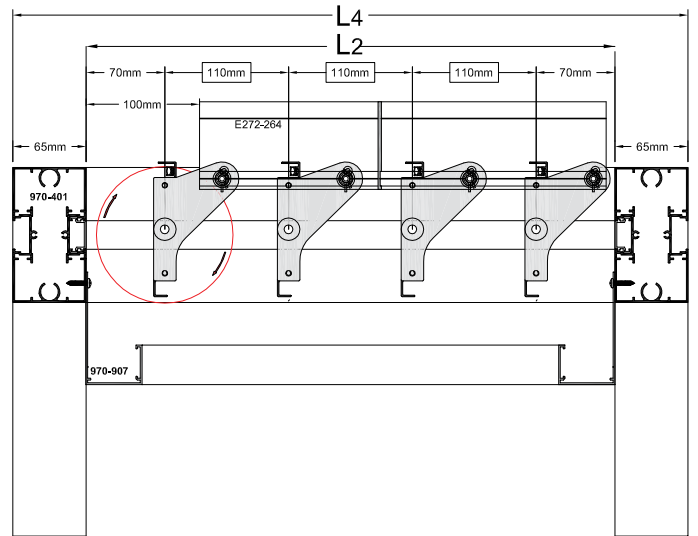


$L5=L1+65+65=...mm$

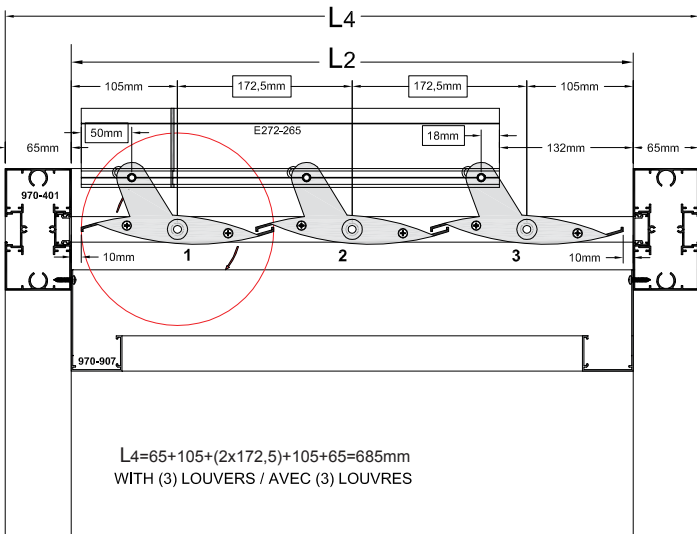
VIEW- B



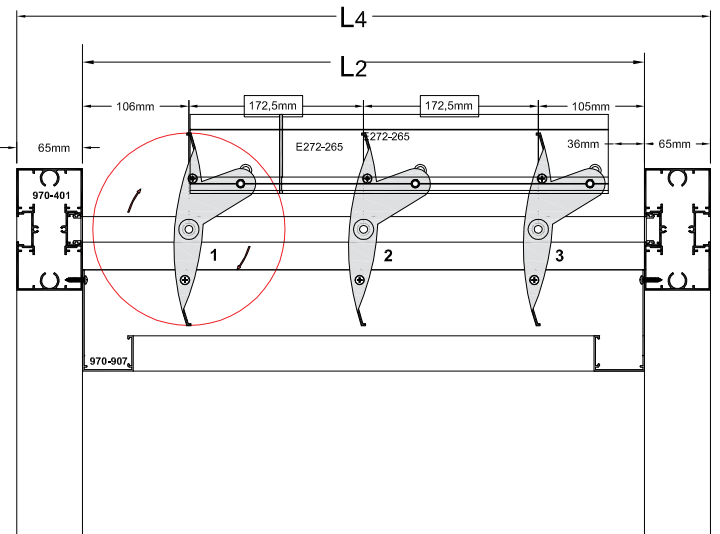
$L4=65+70+(3 \times 110)+70+65=600\text{mm}$
 WITH (4) LOUVERS / AVEC (4) LOUVRES



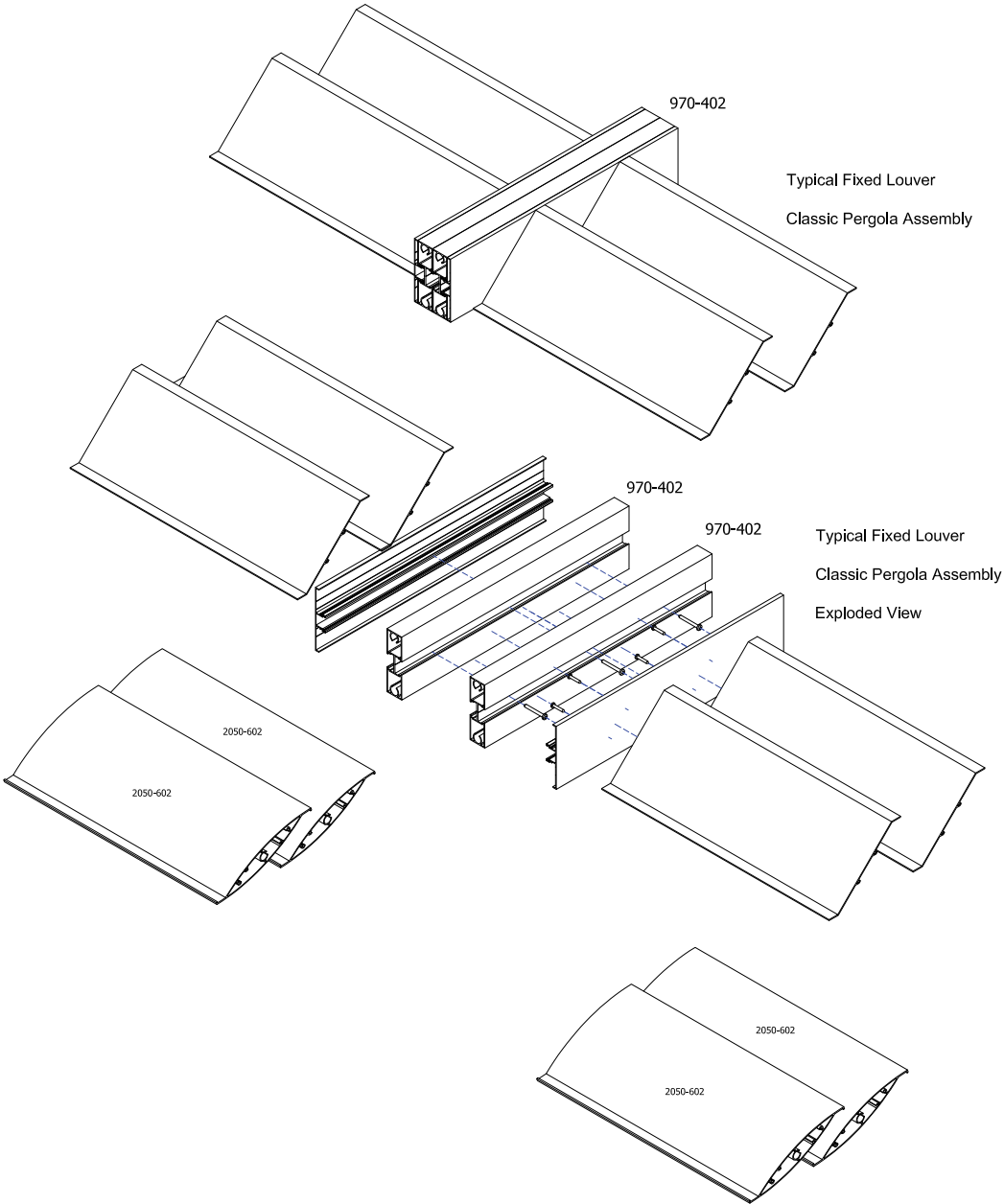
VIEW- B



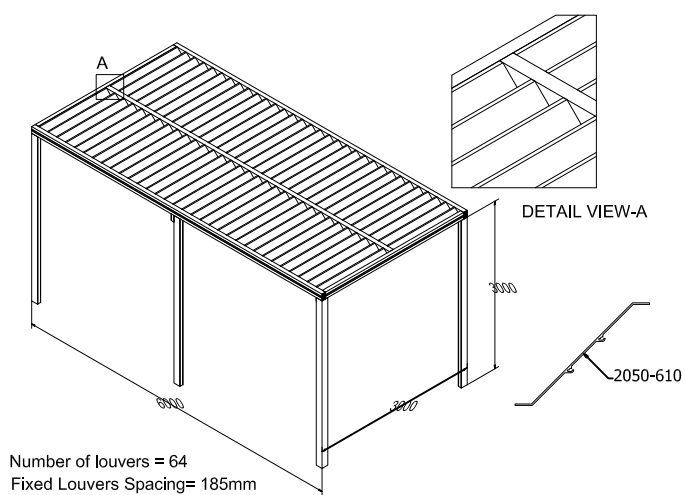
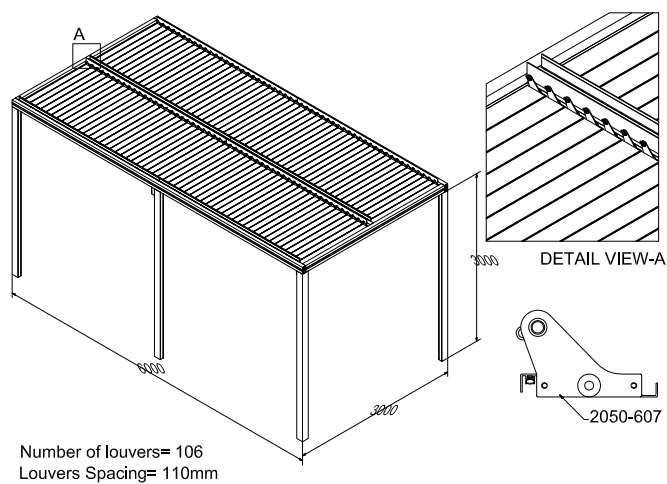
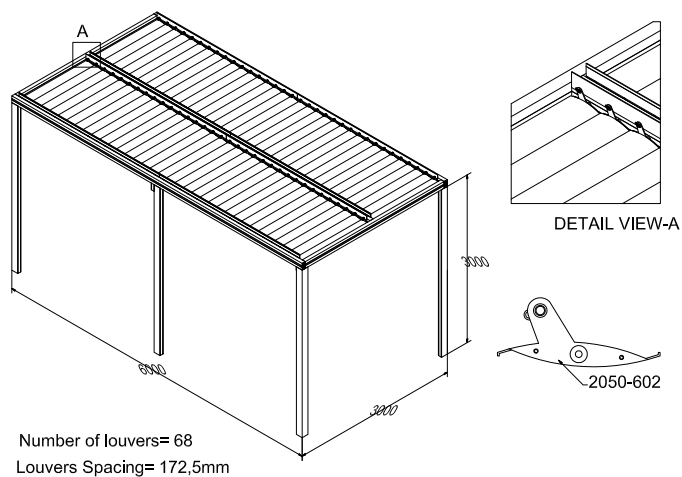
$L4=65+105+(2 \times 172,5)+105+65=685\text{mm}$
 WITH (3) LOUVERS / AVEC (3) LOUVRES



EXAMPLES OF FIXED LOUVER IN MODERN PERGOLA EXEMPLES DES LOUVRES FIXES EN MODERNE PERGOLA

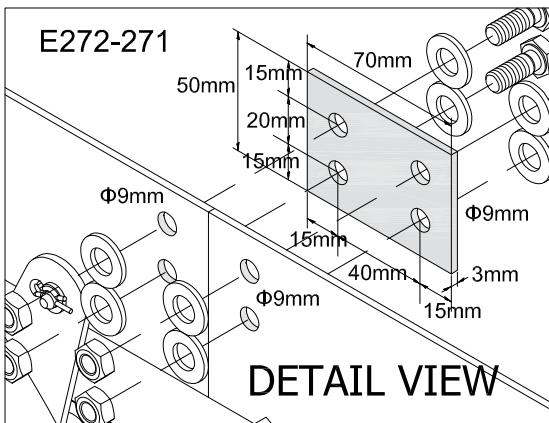
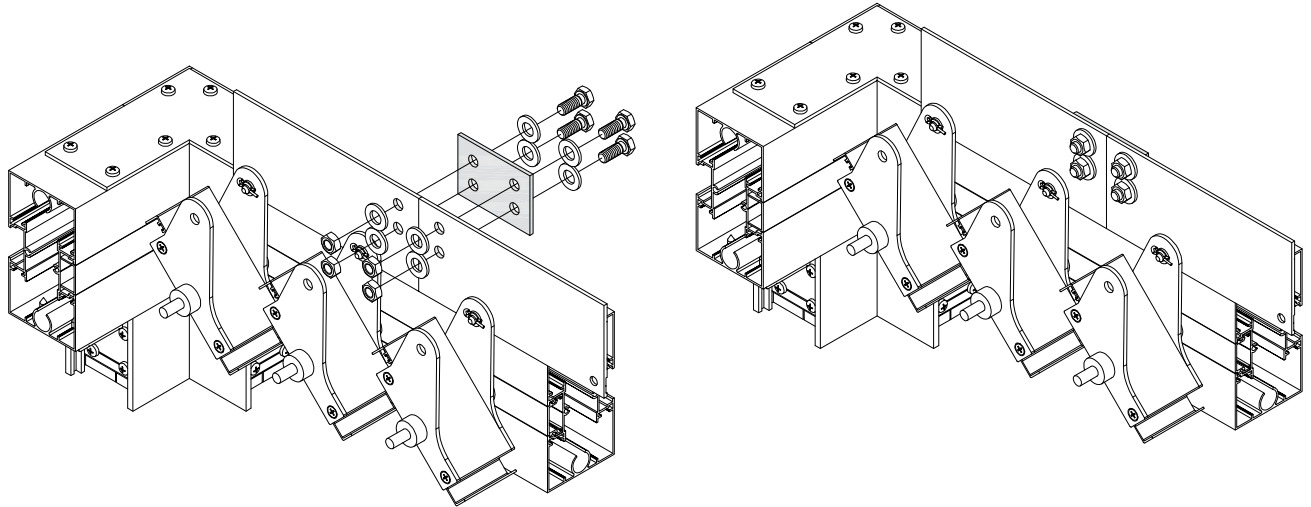


EXAMPLES OF LOUVER TYPES IN PERGOLA EXEMPLES DES LOUVRES TYPES EN PERGOLA

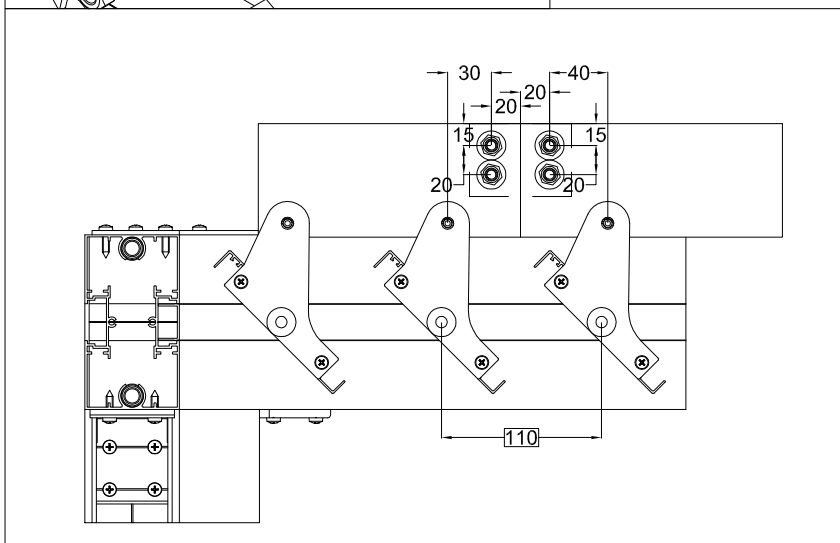


EXAMPLES OF MOTION CONNECTOR FOR 272-264

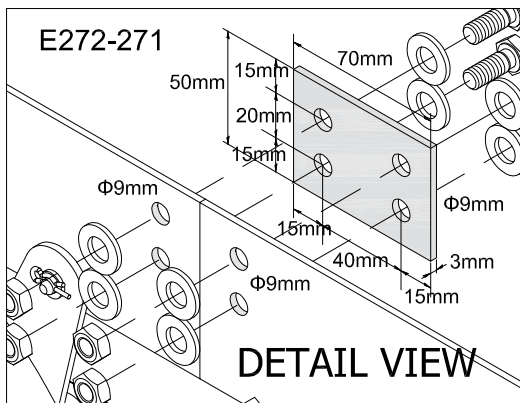
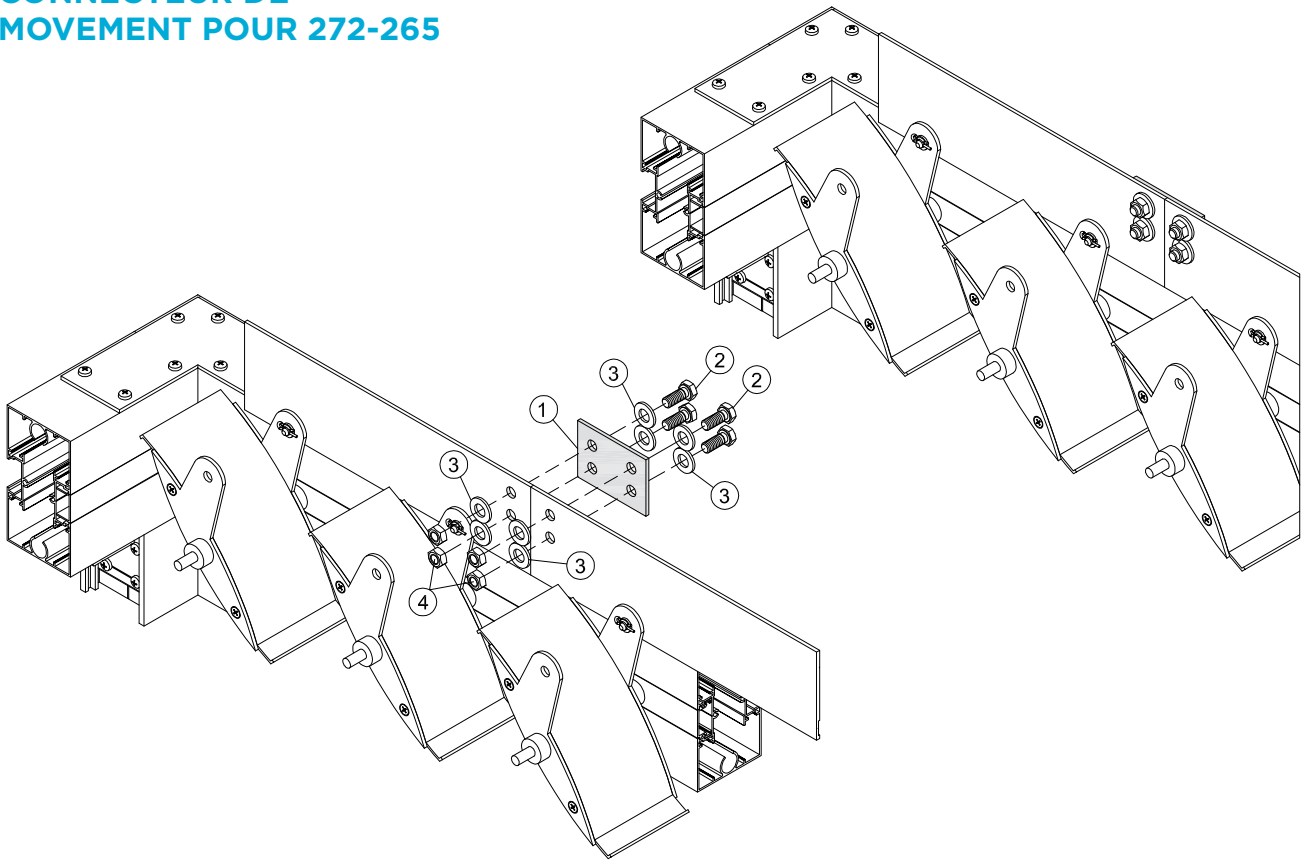
EXEMPLES DE CONNECTEUR DE MOVEMENT POUR 272-264



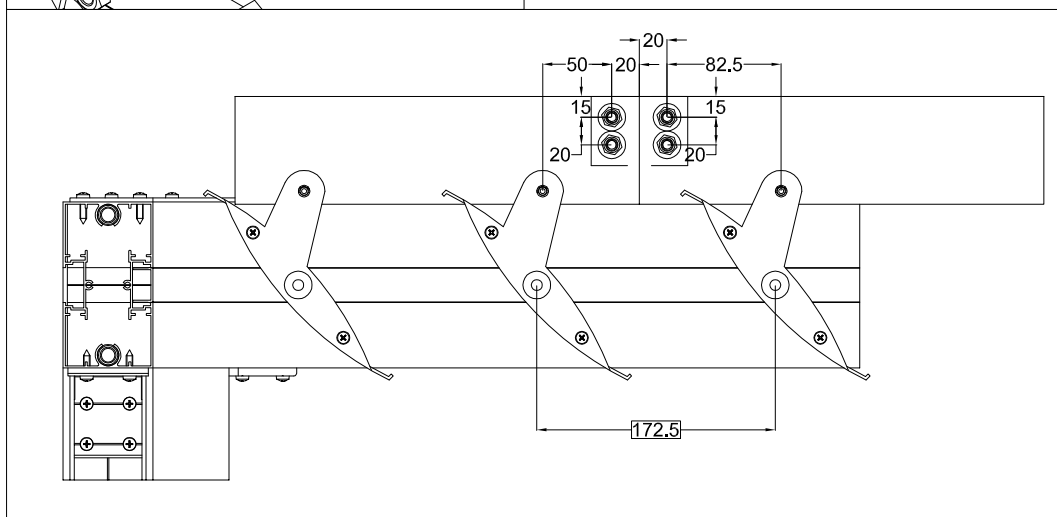
BOM: BILL OF MATERIAL		
A/A	MATERIAL	Pcs
1	E272-271	1
2	DIN933-M8x20 HEX BOLT (A2)	4
3	WASHER DIN125-A M10 (A2)	8
4	HEX LOCKNUT DIN982 – M8 (A2)	4



**EXAMPLES OF MOTION
CONNECTOR FOR 272-265**
**EXEMPLES DE
CONNECTEUR DE
MOVEMENT POUR 272-265**

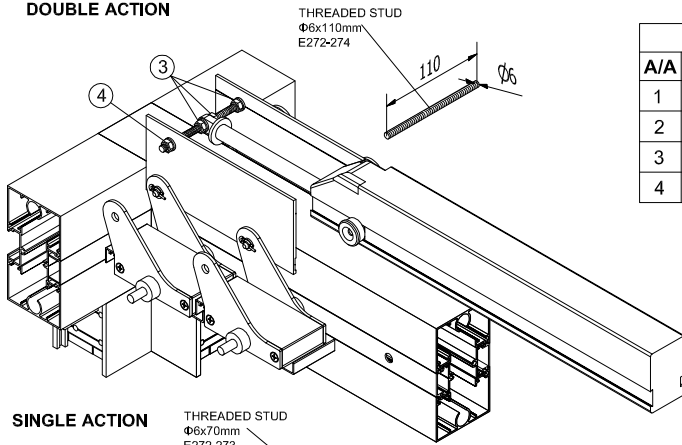


BOM: BILL OF MATERIAL		
A/A	MATERIAL	Pcs
1	E272-271	1
2	DIN933-M8x20 HEX BOLT (A2)	4
3	WASHER DIN125-A M10 (A2)	8
4	HEX LOCKNUT DIN982 - M8 (A2)	4



EXAMPLE OF MOTOR CONNECTION WITH LOUVERS 2050-607 EXEMPLE DE CONNECTION LOUVRES 2050-607

DOUBLE ACTION

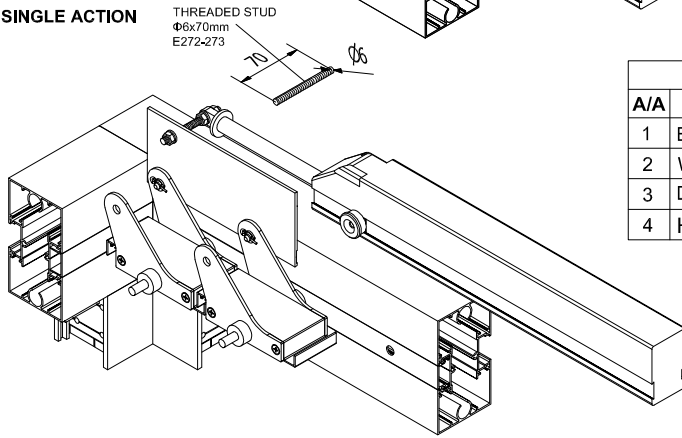


DOUBLE ACTION

BOM: BILL OF MATERIAL

A/A	MATERIAL	Pcs
1	E272-274 _ Ø6-110mm (A2)	1
2	WASHER DIN433 M6 (A2)	6
3	DIN934-M6 HEX NUT (A2)	4
4	HEX LOCKNUT DIN982 – M8 (A2)	2

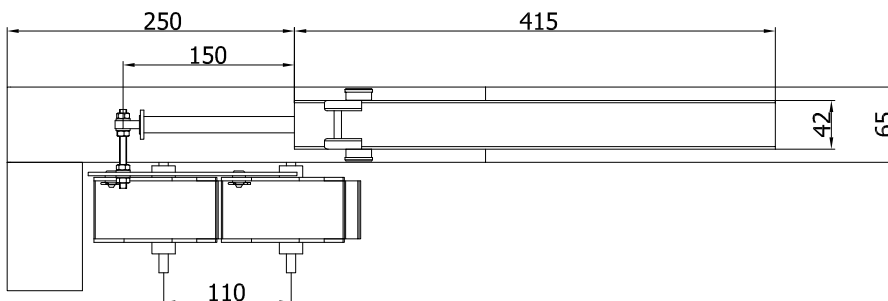
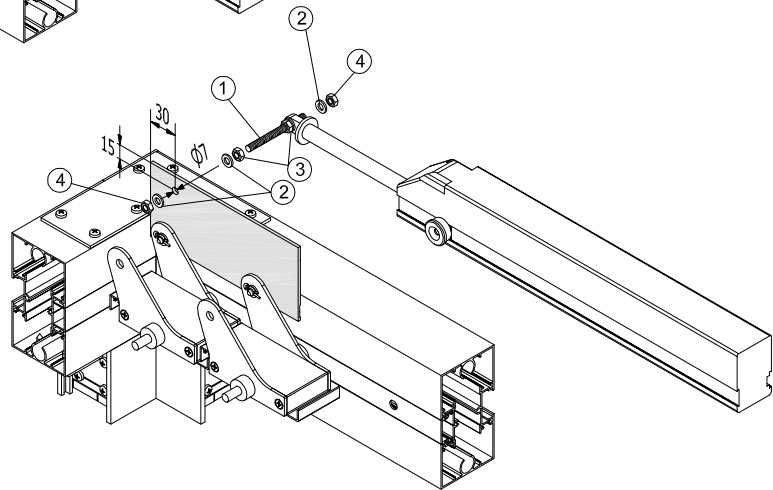
SINGLE ACTION



SINGLE ACTION

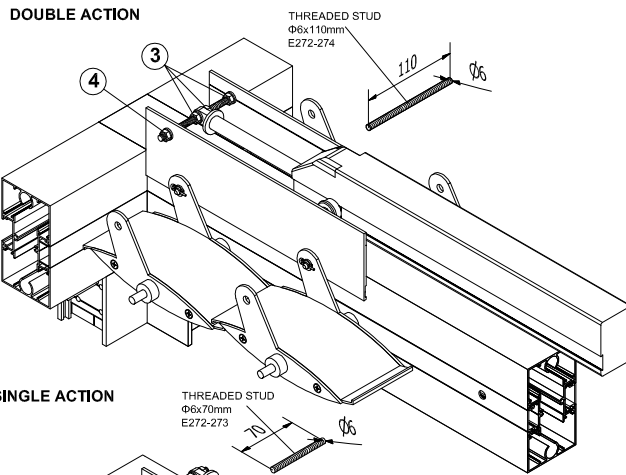
BOM: BILL OF MATERIAL

A/A	MATERIAL	Pcs
1	E272-273 _ Ø6-70mm (A2)	1
2	WASHER DIN433 M6 (A2)	4
3	DIN934-M6 HEX NUT (A2)	2
4	HEX LOCKNUT DIN982 – M8 (A2)	2



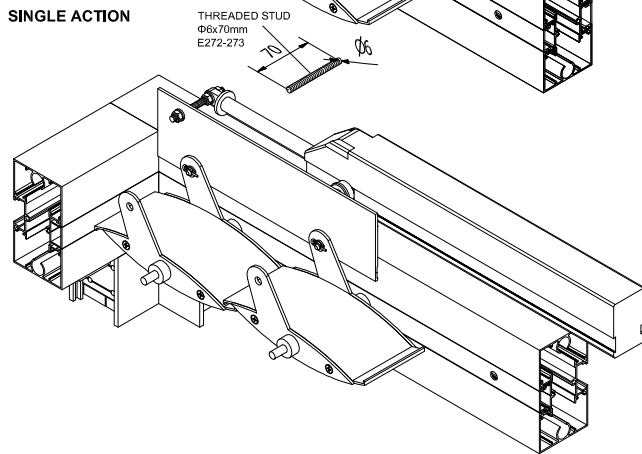
EXAMPLE OF MOTOR CONNECTION WITH LOUVERS 2050-602

EXEMPLE DE CONNECTION LOUVRES 2050-602



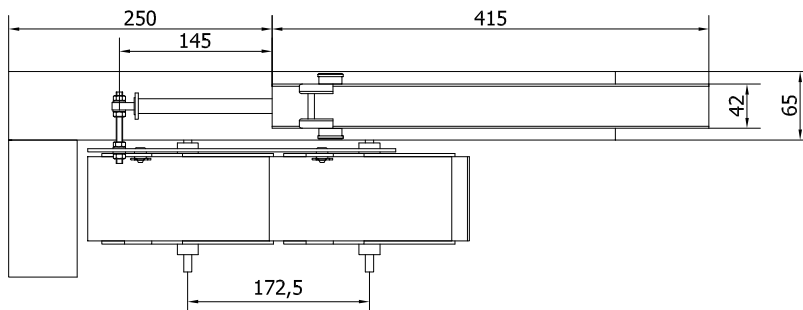
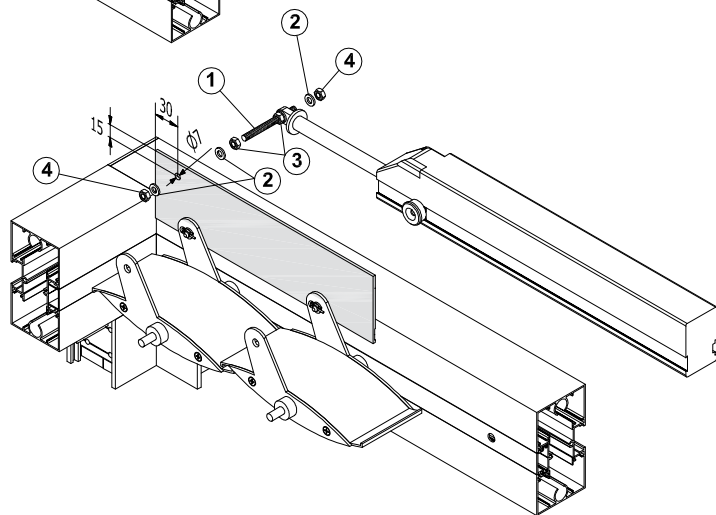
DOUBLE ACTION
BOM: BILL OF MATERIAL

A/A	MATERIAL	Pcs
1	E272-274 _ Ø6-110mm (A2)	1
2	WASHER DIN433 M6 (A2)	6
3	DIN934-M6 HEX NUT (A2)	4
4	HEX LOCKNUT DIN982 – M8 (A2)	2

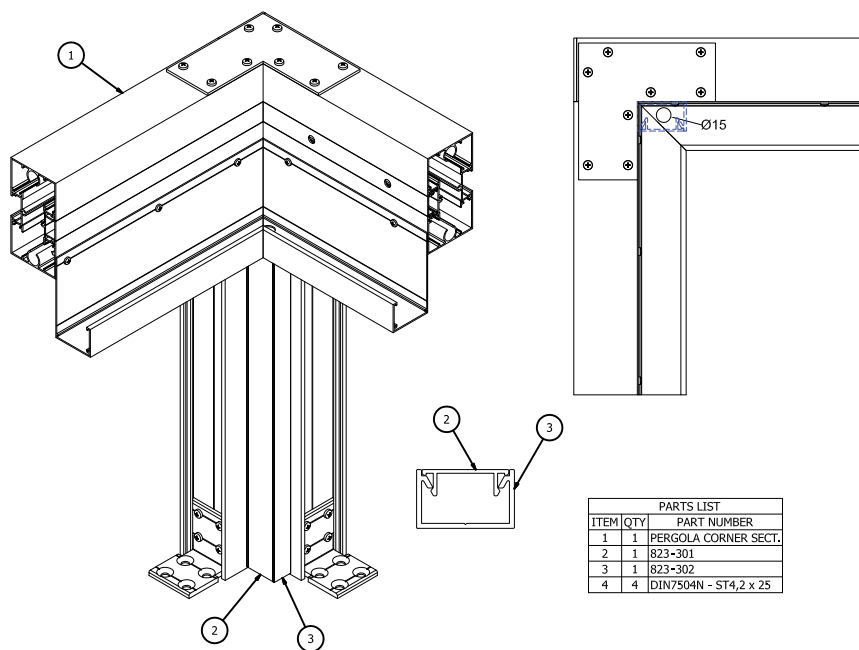
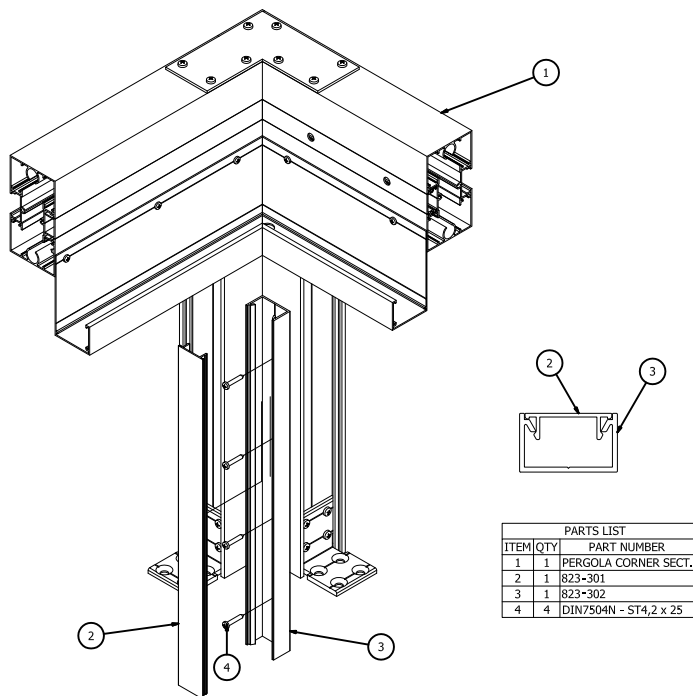


SINGLE ACTION
BOM: BILL OF MATERIAL

A/A	MATERIAL	Pcs
1	E272-273 _ Ø6-70mm (A2)	1
2	WASHER DIN433 M6 (A2)	4
3	DIN934-M6 HEX NUT (A2)	2
4	HEX LOCKNUT DIN982 – M8 (A2)	2

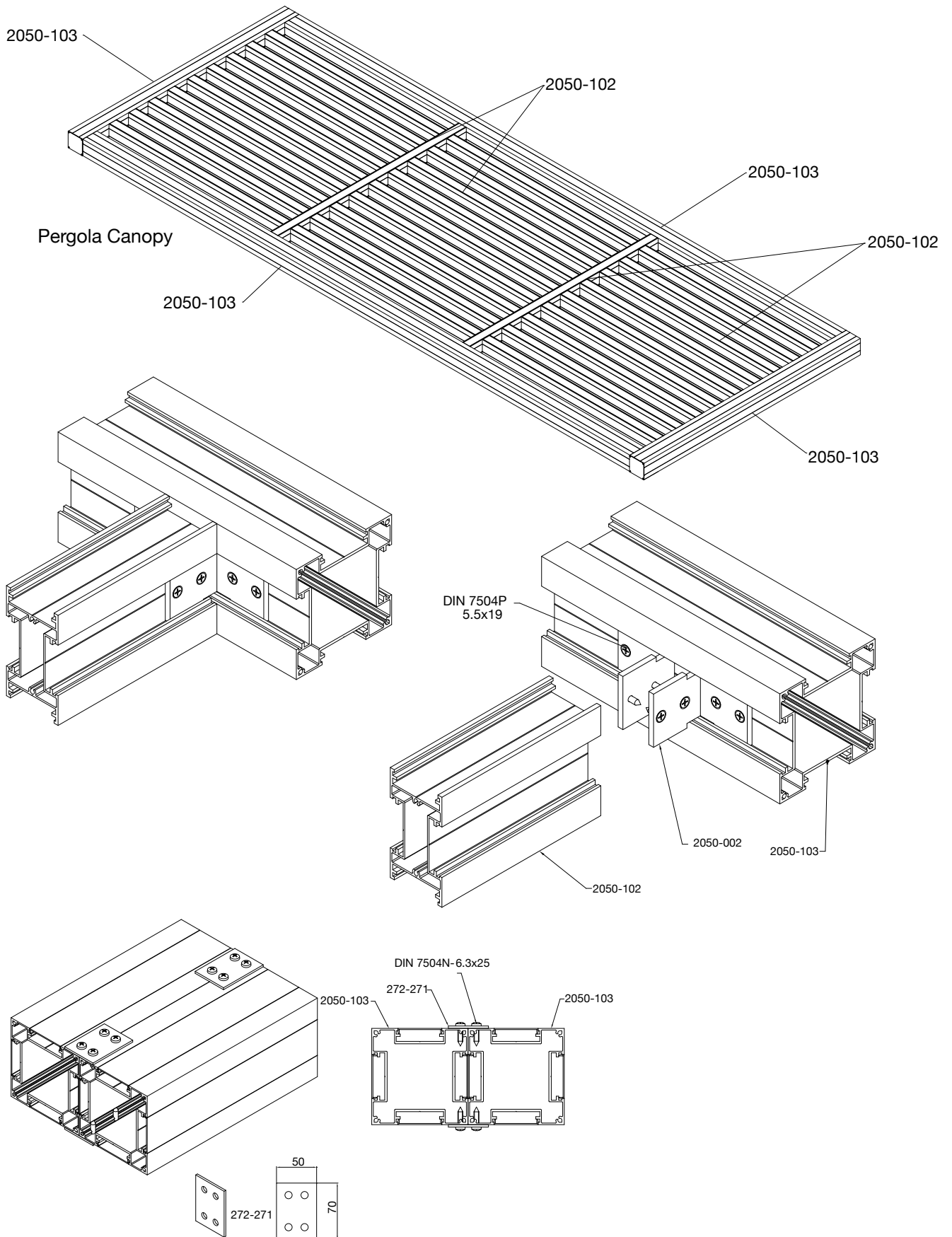


EXAMPLES OF DRAINAGE APPLICATION IN PERGOLA EXEMPLES D' APPLICATION EVIER EN PERGOLA

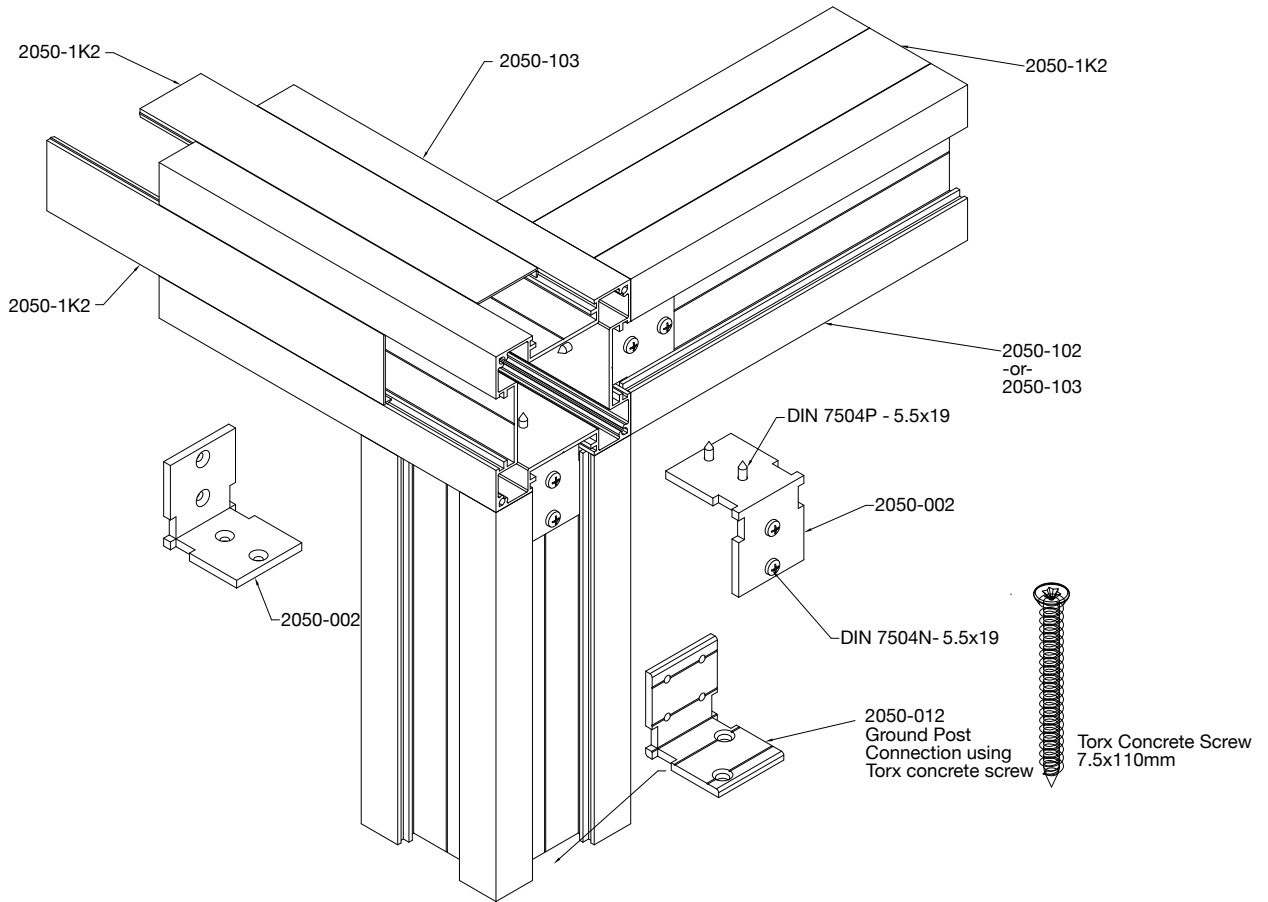


Code	Drainage
823-302	Evier

CONNECTIONS FOR 2050-102 & 2050-103 CONNECTIONS POUR 2050-102 & 2050-103

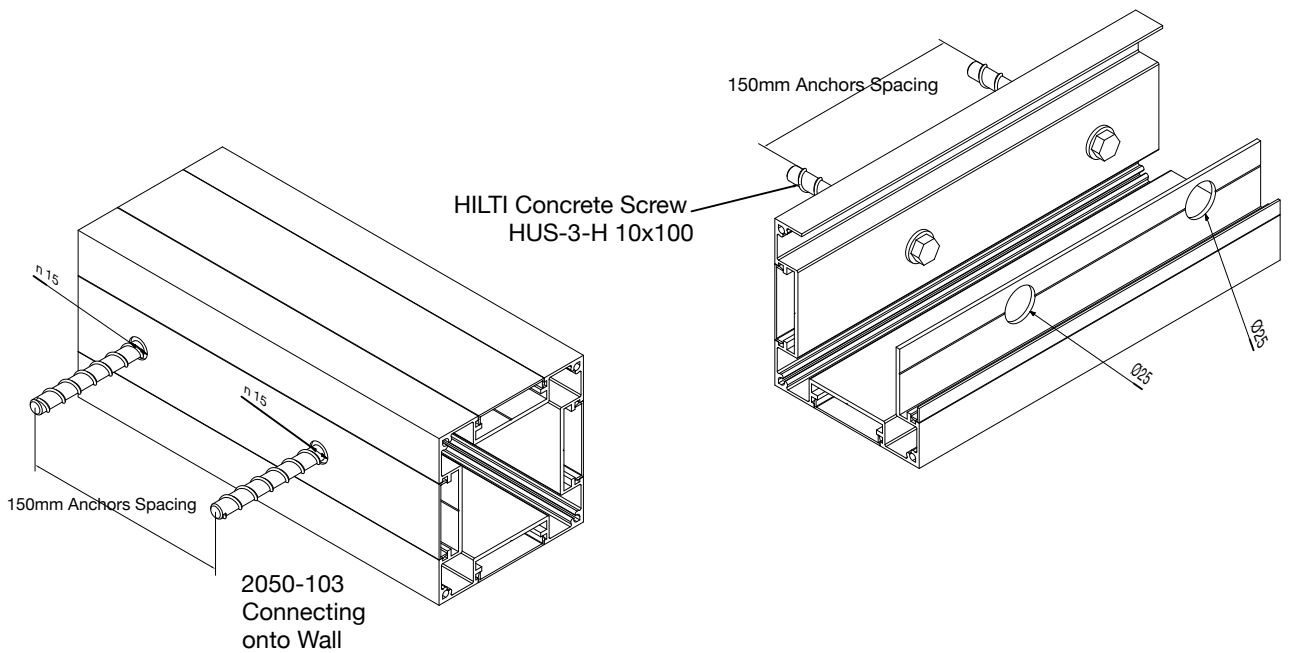


CONNECTIONS FOR 2050-102 & 2050-103 CONNECTIONS POUR 2050-102 & 2050-103



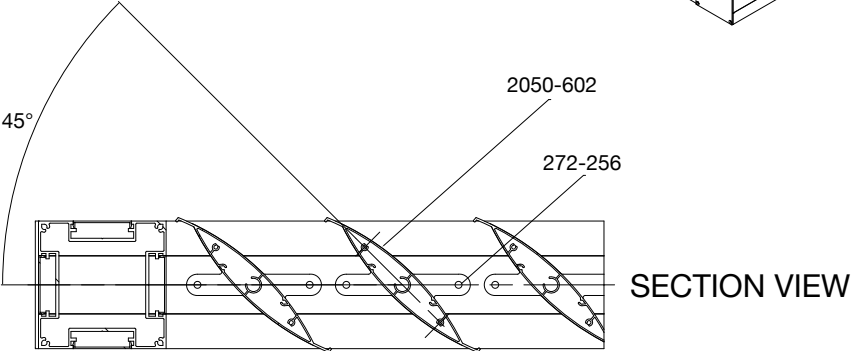
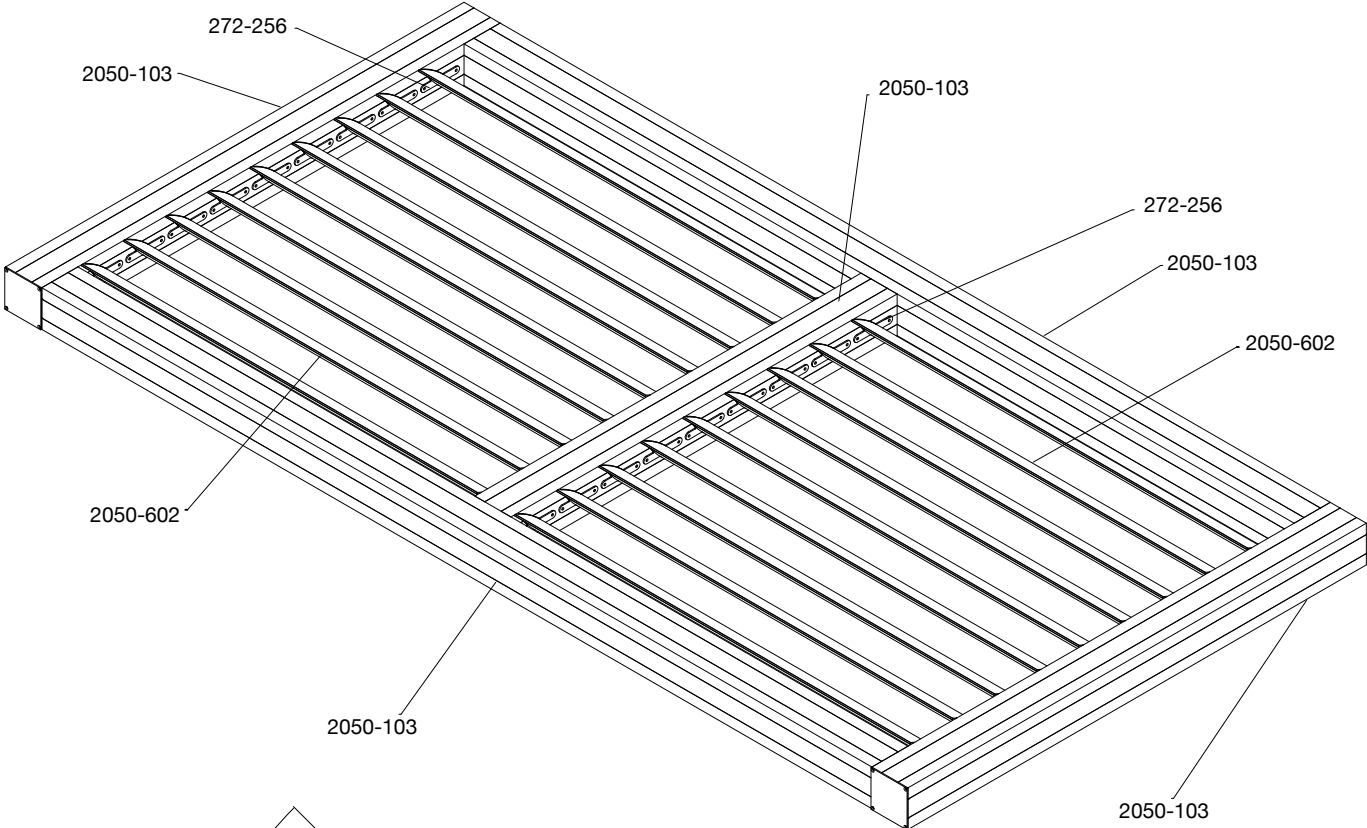
3-Quarter SECTION VIEW

2050-103
Connecting
onto Wall



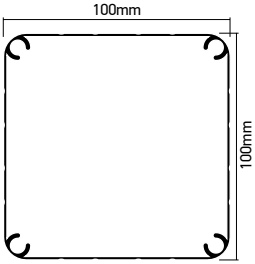
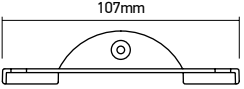
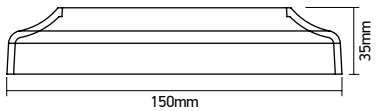
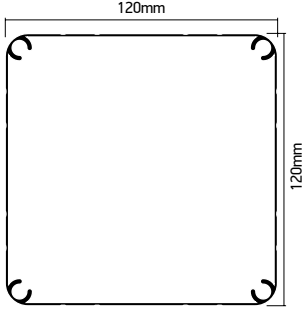
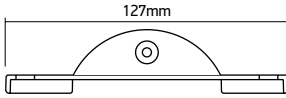
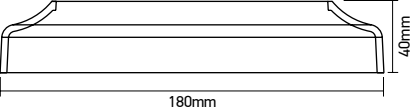
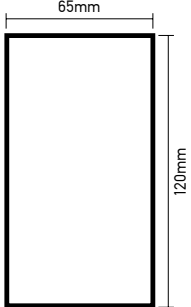
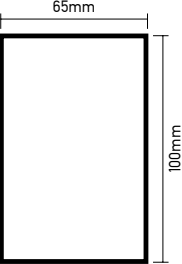
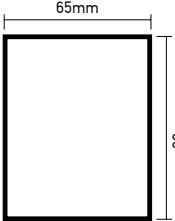
CONNECTIONS FOR FIXED LOUVER 2050-602 & 272-256 WITH 2050-103
CONNECTIONS POUR FIXED LOUVER 2050-602 & 272-256 AVEC 2050-103

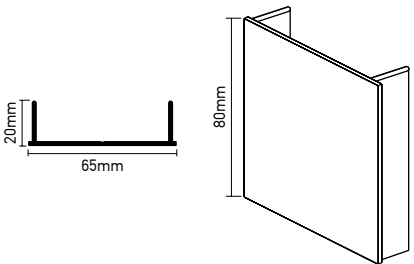
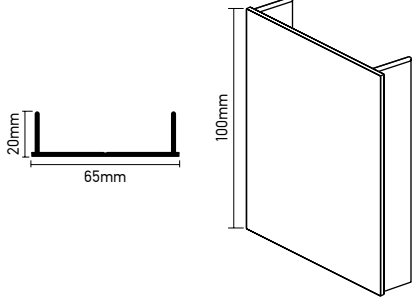
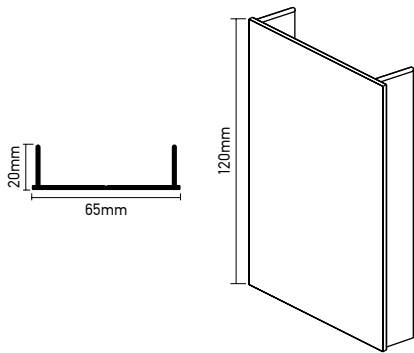
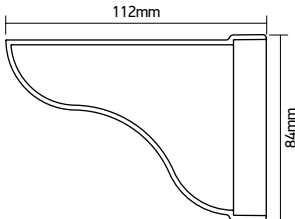
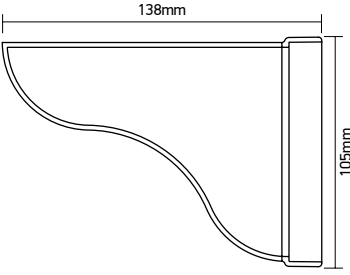
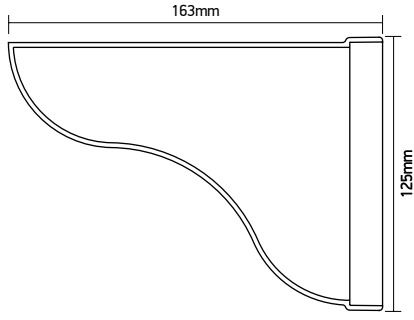
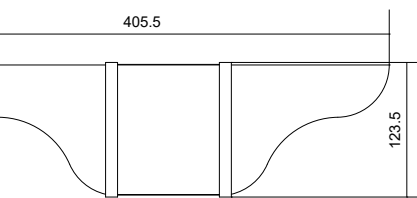
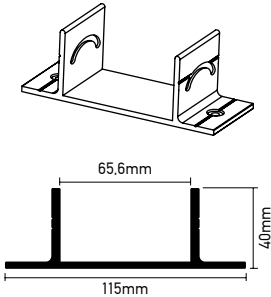
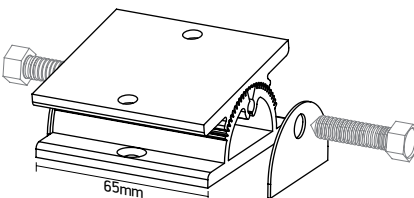
Pergola Canopy



PROFILE & ACCESSORIES FOR TRADITIONAL PERGOLA PROFIL & ACCESSOIRES DE PERGOLA TRADITIONNELLE

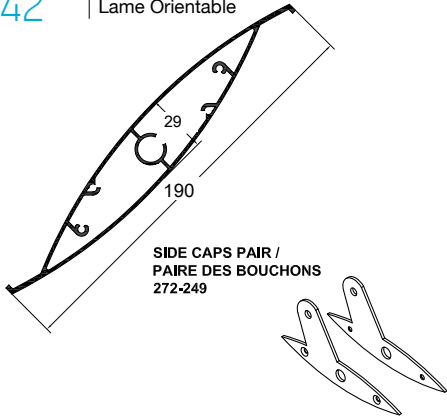
40

<p>Code 900 Description Supporting Column Colonne</p>	<p>Code 272-231 Description End Cap for column 900 (100x100mm) Couvercle pour colonne 900 (100x100mm)</p>	<p>Code 4104 Description Supporting Foot 900 (100x100mm) Pied d'appui 900 (100x100mm)</p>
		
<p>Code 901 Description Supporting Column Colonne</p>	<p>Code 272-230 Description End Cap for column 901 (120x120mm) Couvercle pour colonne 901 (120x120mm)</p>	<p>Code 4105 Description Supporting Foot 901 (120x120mm) Pied d'appui 901 (120x120mm)</p>
		
<p>Code 59-026 Description Horizontal girder Barre</p>	<p>Code 59-027 Description Transom Panne</p>	<p>Code 59-028 Description Transom Panne</p>
		

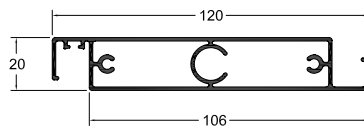
<p>Code 272-213 Description End Cap For Transom 59-028 (65x80) Bouchon de la traverse 59-028 65x80mm</p>	<p>Code 272-214 Description End Cap For Transom 59-027 (65x100) Bouchon de la traverse 59-026 65x120mm</p>	<p>Code 272-215 Description End Cap For Transom 59-026 (65x120) Bouchon de la traverse 59-026 65x120mm</p>
		
<p>Code 272-210 Description End Cover For Transom 59-028 (112x84) Finissage de la traverse 59-028 (112x84)</p>	<p>Code 272-211 Description End Cover For Transom 59-027 (138x105) Finissage de la traverse 59-027 (138x105)</p>	<p>Code 272-212 Description End Cover For Transom 59-026 (163x152) Finissage de la barre 59-026 (163x152)</p>
		
<p>Code 272-200 Description Column support 900/901 Support de la colonne 900/901</p>	<p>Code 272-240 Description Transom support 0° - 10° Sup. de la traverse angle 0-10</p>	<p>Code 272-241 Description Transom support 0° - 20° Sup. de la traverse angle 0-20</p>
		

PROFILES & ACCESSORIES | PROFILS & ACCESSOIRES

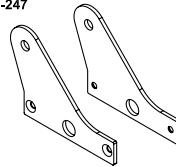
Code 2050-602
Description Curved Lame
Lame Orientable



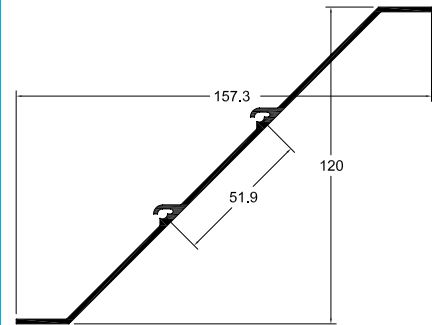
Code 2050-607
Description Flat louver
Lame orientable plat



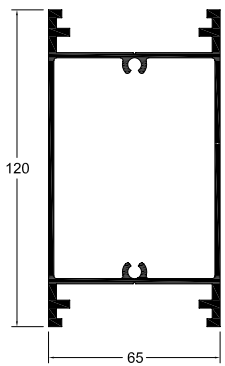
SIDE CAPS PAIR /
PAIRE DES BOUCHONS
272-247



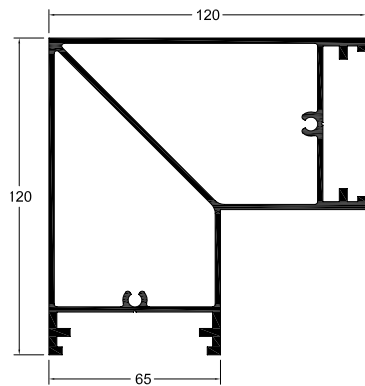
Code 2050-610
Description Fixed louver
Lame fixe



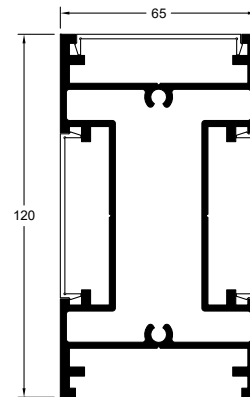
Code 2050-105
Description Column (120x65)
Poteau



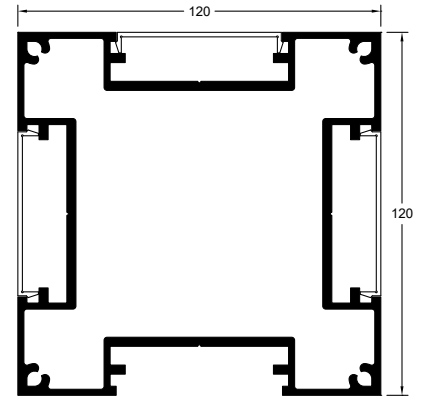
Code 2050-108
Description Corner Column (120x120)
Poteau angulaire



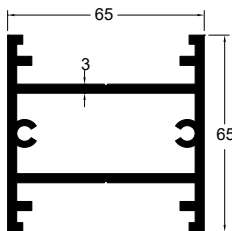
Code 2050-102
Description Transom
Poutre



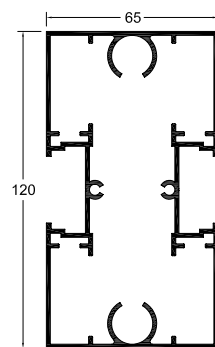
Code 2050-103
Description Transom
Poutre



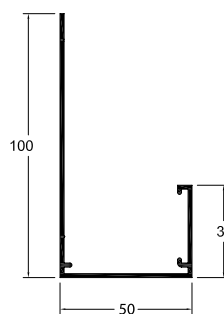
Code 2050-101
Description Transom
Poutre



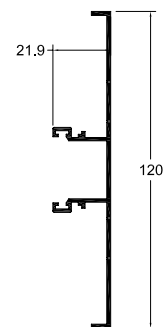
Code 970-401
Description Transom
Poutre



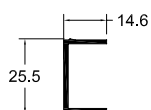
Code 970-907
Description Drain
Recuperateur d'eaux



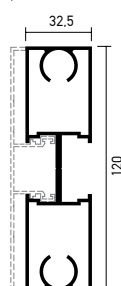
Code 970-901
Description Fixed louver base
Base de la louvre fixe



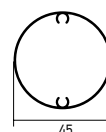
Code 970-906
Description Transom Cover
Capuchon de poutre



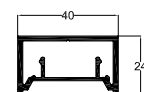
Code 970-402
Description Transom
Traverse



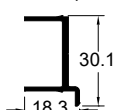
Code 970-905
Description Drain
Descente d'eau



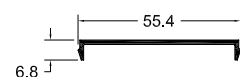
Code 823
Description Drainage
Evier



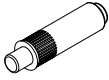
Code 970-908
Description Transom Cover
Capuchon de poutre



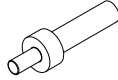
Code 2050-1K2
Description Mullion cap
Capuchon de poteau



272-242
Transom push pin
Traverse push pin



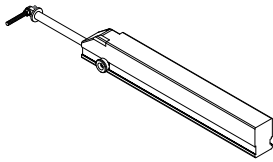
272-254
Metallic push pin
Louvre push pin acces



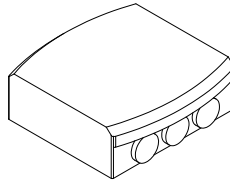
272-261
Set: cotter pin washer CLV pin
Set: goupille rondelle CLV pin



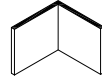
272-310
Motor 450 Nt
Moteur des louveres orientables



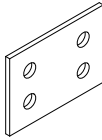
272-350
Motor receiver
Moteur recepteur



272-266
Joint Corner for 970-907
Connecteur du drainage



272-271
Motion connector for 272-264 &
272-265
Lame de mouvement de 272-264 &
272-265



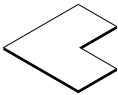
272-351
Remote control
Telecommande du moteur



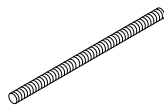
410-412
Rubber gasket
Joint



272-272
Horizontal Joint Corner
for 970-907
Connecteur du drainage

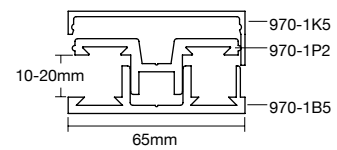
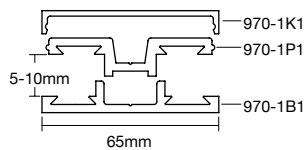
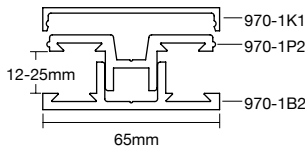


272-273 **272-274**
Threaded stud Threaded stud
Tige rayée Tige rayée
M6 x 70 mm M6 x 110 mm



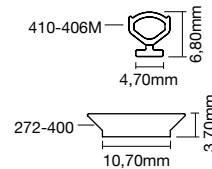
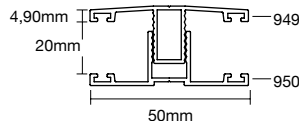
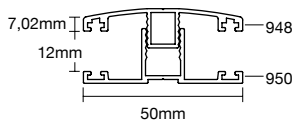
Polycarbonate sheet support system Système d'Appui des Panneaux en Polycarbonate

Ceiling support system, heavy duty | Système d'Appui d'Auvent, renforcé



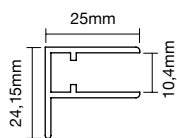
Code	Description	Code	Description	Code	Description
970-1K1	Joint cover Couvercle de joint	970-1K1	Joint cover Couvercle de joint du joint	970-1K5	Joint cover Couvercle de joint
970-1P2	Pressure plate Plaque de pression du joint	970-1P1	Pressure plate Plaque de pression du joint	970-1P2	Joint pressure plate Plaque de pression du joint
970-1B2	Joint supporting base Support de joint	970-1B1	Joint supporting base Support de joint	970-1B5	Joint supporting base Support de joint

Ceiling support system, light-duty | Système d'Appui d'Auvent, type léger

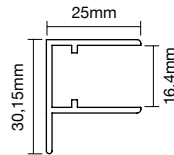


Code	Description	Code	Description	Code	Description
948	Joint cover Couvercle de joint	949	Joint cover Couvercle de joint	410-406M	Rubber seal for profiles 948/949/950 profil d'étanchéité pour profil 948/949/950
950	Joint supporting base Support de joint	950	Joint supporting base Support de joint	272-400	Gasket EPDM Joint EPDM

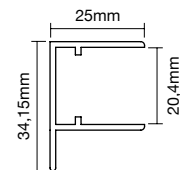
Supporting profile "F" for multiwall polycarbonate sheets
Profil "F" d'appui de panneaux en polycarbonate alvéolé



970-F10

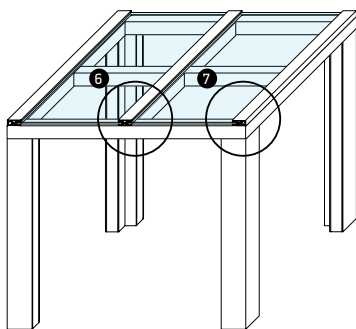


970-F16



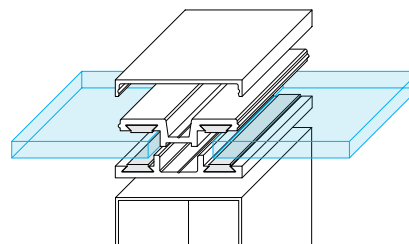
970-F20

Polycarbonate sheet support
Support des panneaux en polycarbonate

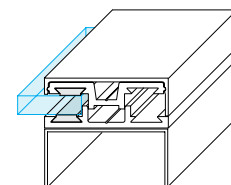


Support of polycarbonate sheet.
Support des panneaux en polycarbonate.

1 Main transom.
Panne centrale.



2 Transom finishing.
Finissage de la panne.

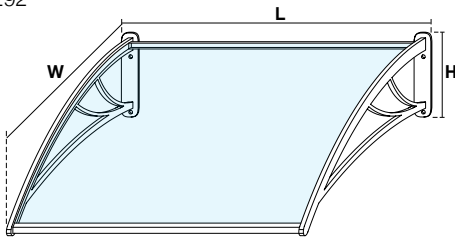


List of canopies | Liste des toitures

CODE	DIMENSIONS (mm)	CODE	DIMENSIONS (mm)
292-201	1000 x 1000	295-200	1400 x 1025
292-202	1200 x 1000	295-201	1800 x 1025
292-204	1400 x 1000	295-202	2200 x 1025
294-200	1400 x 1025	296-200	1400 x 1025
294-201	1800 x 1025	296-201	1800 x 1025
294-202	2200 x 1025	296-202	2200 x 1025

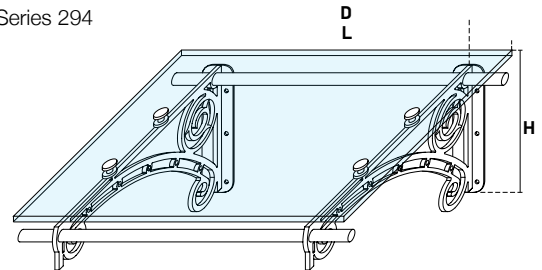
Standard aluminium colors: Ral 9016, Ral 9005, Ral 9006, Ral 7016.

Series 292



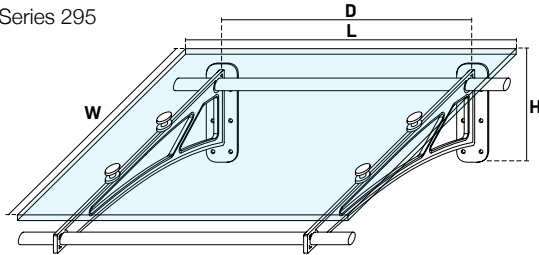
Code	L length mm	W width mm	H height mm
292-204	1400	1000	280
292-202	1200	1000	280
292-201	1000	1000	280

Series 294



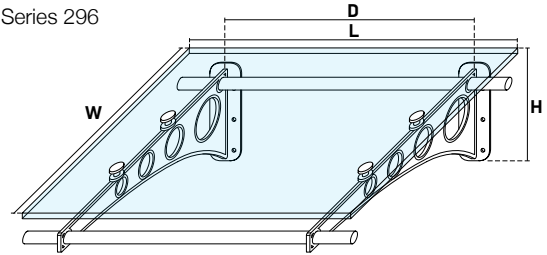
Code	L length mm	W width mm	H height mm	D distance mm
294-200	1400	1025	530	1280
294-201	1800	1025	530	1680
294-202	2200	1025	530	2080

Series 295



Code	L length mm	W width mm	H height mm	D distance mm
295-200	1400	1025	385	1280
295-201	1800	1025	385	1680
295-202	2200	1025	385	2080

Series 296



Code	L length mm	W width mm	H height mm	D distance mm
296-200	1400	1025	385	1280
296-201	1800	1025	385	1680
296-202	2200	1025	385	2080

Moments of Inertia / Drag Moments

In order to calculate the loads that pergolas may accept, please consult the moments of inertia given in the following table. X, Y axes of Moment of Inertia and Resistance of Inertia, are respective to the given position of the profiles at pages 34/36/43, that is to say X=Horizontal Axis, Y=Vertical Axis

Force d' Inertia / Coefficients de Resistance

Pour calculer les charges qui peuvent accepter les pergolas, s' il vous plaît consulter les moments d' inertie dans le tableau ci-dessous. Axes X, Y, pour Inertia Torques & Resistors ont été pris en compte de la même façon que les profils respectifs aux pages 34/36/43 sont délimités, c'est-à-dire X=axe horizontal, Y=axe vertical

CODE	DESCRIPTION	INERTIA		RESISTANCE	
		IXX cm ⁴	IYY cm ⁴	WX cm ³	WY cm ³
900	Column Support (100x100) Colonne (100x100)	114,70	114,70	22,94	22,94
901	Column Support (120x120) Colonne (120x120)	244,83	244,83	40,80	40,80
59-026	Horizontal girder Barre	108,49	42,25	18,08	13,00
59-027	Purlin Panne	70,10	36,20	14,02	11,13
59-028	Purlin Panne	41,45	30,15	10,36	9,27
2050-602	Curved louver Lame orientable	170,55	5,26	18,09	3,60
2050-610	Fixed louver blades Store vénitien fixé	62,92	72,00	10,50	9,10
970-401	Transom 120x65 Poutre	153,24	48,70	25,54	14,98
970-402	Transom 120x32.5 Traverse 120x32.5	109,23	8,86	18,20	5,45
970-901	Fixed Louver Base Base de la lame fixe	29,01	1,07	4,83	2,37
2050-108	Corner column Renfort d'angle	210,15	210,15	30,87	30,87
2050-105	Column Colonne	152,23	67,62	25,37	20,80
970-903	Adjustable transom support Support ajustable de la panne	13,51	0,55	2,76	0,52
970-904	Transom wall support Support mural pour la panne	189,25	39,22	21,07	5,18
970-1B1	Joint supporting base Support de joint	0,19	10,12	0,21	3,11
970-1B2	Joint supporting base Support de joint	0,62	10,57	0,46	3,25
970-1B5	Joint supporting base Support de joint	0,73	12,00	0,56	3,88
970-1K1	Joint cover Couvercle de joint	0,04	0,69	0,24	0,21
970-1K5	Joint cover Couvercle de joint	0,30	8,46	1,04	2,88
970-1P1	Joint pressure plate Plaque de pression du joint	0,46	8,16	0,94	2,63
970-1P2	Joint pressure plate Plaque de pression du joint	0,99	8,41	1,57	2,71
2050-607	Flat louver Lame orientable plat	2,81	58,37	2,78	9,45
2050-102	Transom Poutre	170,51	62,22	28,42	19,15
2050-103	Transom Poutre	322,52	322,52	53,75	53,75
970-907	Drain Recuperateur d'eaux	26,65	12,68	3,81	3,95

ALUMINCO®
ALUMINIUM BUILDING SYSTEMS

320 11 Inofita Viotia, Greece

T. +30 22620 47000

F. +30 22620 47090

www.aluminco.com

info@aluminco.com